

Starcraftsmanship 76

Builds in the good times.



STARCRAFT  **CAMPERS**



Galaxy. It's a second home that's second to none.



Starcraftsmanship makes Galaxy the most luxurious camper in America.

For years, our Galaxy has offered more room and standard equipment than any other camper at any other price.

It still does.


But, this year, we've made a number of improvements. We curved the roof to shed water faster. We made the end bunks larger and their roofs higher. We added new U-shaped dinette seating in the Galaxy 8. And we redesigned the kitchen on our Galaxy Swinger to lift up, so it's always at a comfortable working height. Indoors or out.

Of course, we kept all of the Galaxy's other great features. Depending on the model, you'll get a convertible dinette or gaucho and queen-size bunks to sleep six, seven or eight. The kitchen is complete with stainless steel gas range, sink and a 4 cu. ft. ice box that's accessible even with the top down. The cabinets feature raised decorator fronts and positive locking latches. And the upholstery is made of Herculon to resist spills and wear.

Starcraft's Galaxy. It makes every other camper seem second best.

Far left: Galaxy 8

Left, top to bottom: Pole storage compartment holds bunk supports and fishing rods / Queen-size end bunks feature telescoping aluminum frames / Here's that lakeside cabin you've always wanted / The dinette in the Galaxy 8 features new U-shaped seating / A side storage trunk is standard equipment.



GALAXY 6

GALAXY 8

GALAXY SWINGER

Stardust. You don't have to rough it anymore.





Starcraftsmanship makes Stardust one of the most complete campers built.

It's not that you can't head into the wilderness with our Stardust and live primitively. It's just that you don't have to.

Starcraftsmanship gives Stardust nearly everything you need to feel at home in the great outdoors. There are big beds to sleep six or eight, depending on the model. Stardust has a complete kitchen, too. And its heavy duty running gear and 13" wheels give you extra cargo capacity for the luggage, clothes and camping gear you'll want to take with you.


Stardust has our 110/12 volt electric converter system so you can have electricity anywhere. From campground outlet or car battery.

In the Swinger, the kitchen console swings out so you can cook outdoors if you want. And, in both models, the kitchen swings up to a comfortable working height indoors.


Stardust. It's designed to make your vacations seem uncomplicated, without making them seem uncivilized.

Far left: Stardust Swinger

Left, top to bottom: The Swinger kitchen swings outdoors or lifts up to a comfortable working height indoors / 110/12 volt electric converter panel / Heavy duty running gear offers increased cargo capacity / Stardust 8 is equipped with a half dinette table with 12" leaf in addition to the standard-size dinette / All models feature new exterior graphics and a new curved roof.



STARDUST 8



STARDUST SWINGER

Starmaster. It's the answer for a big family without a big budget.



Starmaster. It's the answer for a big family without a big budget.





Starcraftsmanship makes your money go farther.

At a time when other campers are giving you less and less for your money, our Starmaster stands apart. It's every bit as good a value today as the day we first introduced it 12 years ago.

The reason is Starcraftsmanship.

Like all Starcraft campers, Starmaster has our patented crank-up lifter system that lets you set up in 5 minutes or less. The roof is fully insulated against heat. And the sectionalized canvas sides are water repellent and fire retardant.


The queen-size end bunks have windows with screens. And their roofs are two layers thick with canvas inside and vinyl outside to prevent leaks and block out light.

Starmaster also features stain resistant Herculon upholstery and a swing-up kitchen. Plus sleeping space for six or eight, depending on which model you choose.

Starmaster. It's America's best-selling camping trailer. And one of America's best values.

Far left: Starmaster 6

Left, top to bottom: Sharing secrets on one of Starmaster's queen-size end bunks / You'll never have to bend over a hot stove again... the kitchen lifts up to a comfortable height / With Starmaster every day is a new adventure / America's best-selling home away from home / The dinette converts into a big, comfy bed.



STARMASTER 6

STARMASTER 8



Starflite and Starlite. We make 'em comfortable, not expensive.



Starcraftsmanship makes it easier than ever to get away.

These are Starcraft's economy campers. They give you a lot of features. And a lot of fun. For very little money.

Starflite has a gas range, ice box and a sink with 10 gallon tank and city water connection. It has a 110/12 volt electric system, too. And it sleeps six on roomy end bunks and a convertible dinette.


The Starlite offers a convertible dinette, gauchio and end bunks to sleep seven.

And both models have under 200 lb. hitch weights. So they can be towed by compact cars.

And since both campers are built with Starcraftsmanship, they help you get away from your everyday problems without creating a bunch of new ones in the process.

Far left: Starflite 6

Left, top to bottom: Both Starflite and Starlite make your money go a long way / Starcraft's patented crank-up lifter system lets you set up in 5 minutes or less / The spring-loaded screen door adjusts easily into place / The number one name in camping trailers / 3-way windows include screen, clear vinyl and canvas.



STARFLITE 6

STARLITE 7

Starlette. Now Starcraftsmanship comes in small packages, too.



Starcraftsmanship gives you big camper features in a small, easy-to-tow size.

For some people, the small car created as many problems as it solved. It gave them terrific gas mileage, but it couldn't tow around their big campers.

Now Starcraftsmanship builds a camper that solves the problems the small car created. It's called Starlette. And it's small enough to tow with a subcompact car.

Yet Starlette is a little camper with a big heart.


Inside, it offers big-camper features like Herculon upholstered seat cushions, large storage cabinets, a convertible dinette and sleeping space for four or six, depending on the model and options you choose.

Our XL model even offers a swing-up sink with water system, an inside-outside gas stove and a top-loading ice box.


Everyone's heard that good things come in small packages. Starlette is proof.

Far left: Starlette XL

Left, top to bottom: Starlette is designed especially for people who drive small cars / A top-loading ice box is standard equipment in the XL / Starlette takes you back to nature at a down-to-earth price / Starlette XL features a gas stove and utility table that can be attached outside / The gas stove also attaches to the swing-up console for indoor cooking.




STARLETTE XL



STARLETTE

Starcraftsmanship builds in the good times. Here's how:



Steel bumper integrated with the frame for collision protection.

Spare tire bracket on most models.

Built-in stabilizing jacks.

Ceiling-mounted light on most models.

Storage for bunk supports and fishing rods.

One-piece vinyl floor covering.

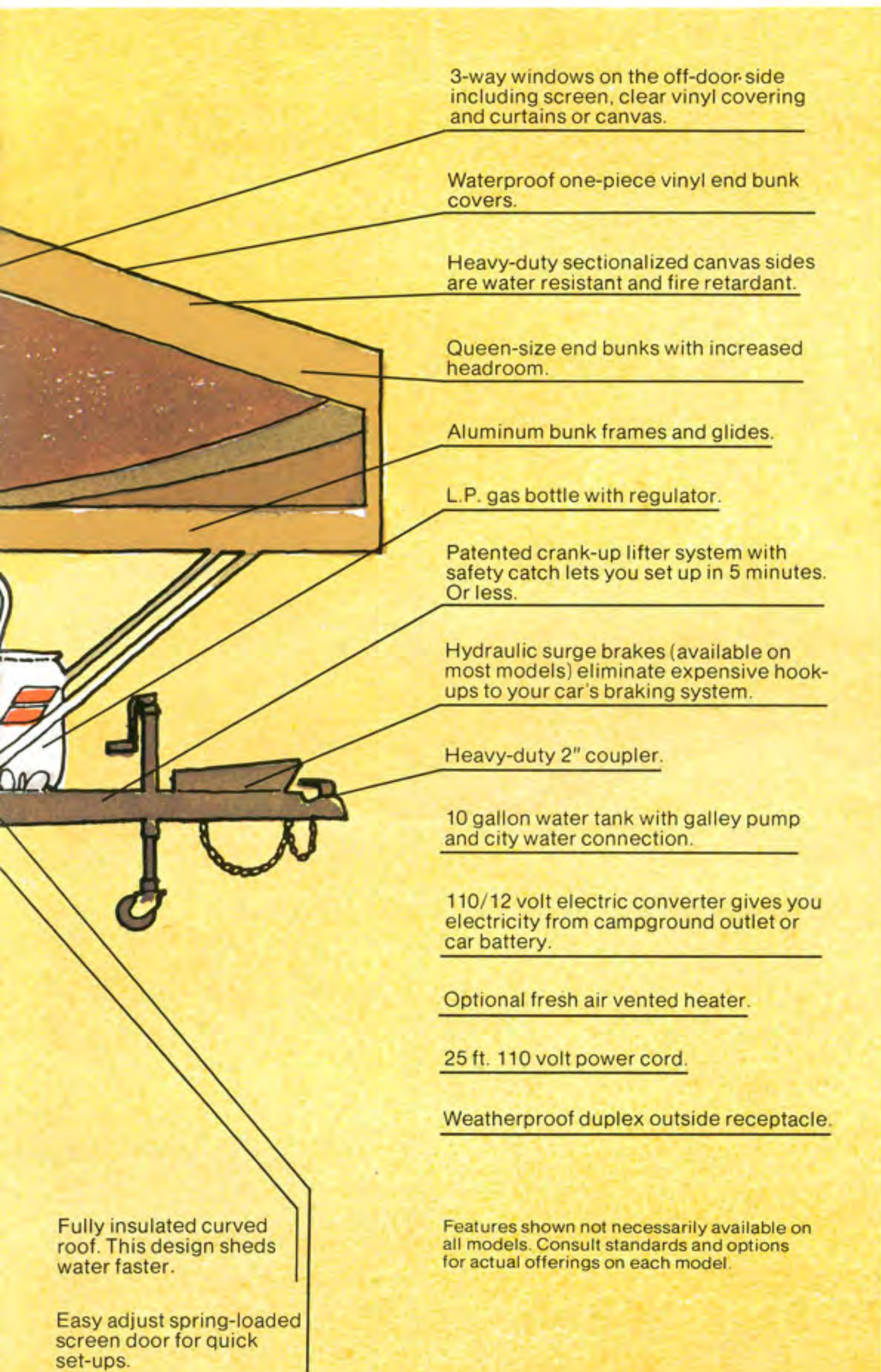
Rigid plywood flooring treated to resist warping.

Leaf-spring suspension.

Rugged 4" square channel steel frame, instead of the 3" most trailers use.

Automotive-type 12" or 13" wheels for easier towing.

4-ply sandwich walls with styrofoam insulation and aluminum exteriors. Strong, yet lightweight.



3-way windows on the off-door side including screen, clear vinyl covering and curtains or canvas.

Waterproof one-piece vinyl end bunk covers.

Heavy-duty sectionalized canvas sides are water resistant and fire retardant.

Queen-size end bunks with increased headroom.

Aluminum bunk frames and glides.

L.P. gas bottle with regulator.

Patented crank-up lifter system with safety catch lets you set up in 5 minutes. Or less.

Hydraulic surge brakes (available on most models) eliminate expensive hook-ups to your car's braking system.

Heavy-duty 2" coupler.

10 gallon water tank with galley pump and city water connection.

110/12 volt electric converter gives you electricity from campground outlet or car battery.

Optional fresh air vented heater.

25 ft. 110 volt power cord.

Weatherproof duplex outside receptacle.

Features shown not necessarily available on all models. Consult standards and options for actual offerings on each model.

Fully insulated curved roof. This design sheds water faster.

Easy adjust spring-loaded screen door for quick set-ups.

Starcraftsmanship means better quality construction. And a whole lot more.

To some people, Starcraftsmanship is just a fancy way of saying that we build our campers better than others. And, if that's what you believe, it's perfectly all right with us.

But, just for the record, we'd like you to know there's more to Starcraftsmanship than the way we put together a bunch of nuts and bolts. There's design ingenuity, for example. The kind of ingenuity responsible for major innovations such as the first crank-up lifter system. The first 110/12 volt converter system. And a spring-loaded swing-up screen door.

There's also performance, value, service and warranty assurance... the list goes on and on. But what it all means is this: When you buy a Starcraft, you have a good time.

Starcraftsmanship guarantees it.

If we don't build it right, we'll make it right. That's Starcraftsmanship.

Starcraft has an Owner Protection Service (OPS) that assures you of expert service after the sale. So, if you have a problem with your Starcraft camper, our dealers will fix it. No red tape. No runaround.

You see, we're so sure of the quality we build into our campers that we back each one with a full 12 month warranty against defects in materials and workmanship. (Ask your dealer for complete details.)



Options:

Counterclockwise from upper left: Privacy curtains / L.P. gas bottle cover/ Rear-mounting spare tire, wheel, bracket and cover (except Starlette) / Add-A-Room (requires optional canopy) / 9,000 BTU fresh air vented heater (except Starlite and Starlettes) / Canopy / Screen enclosure (requires optional canopy) / Hydraulic surge brakes (electric brakes are optional on Starlettes) / Hitch-mounting spare tire, wheel, bracket and cover (Starlette only) / 2.5 cubic foot electric refrigerator (except Starflite, Starlite and Starlettes) / Door step (standard on Galaxy and Stardust) / Top-mounting boat rack.

Rally 'round Starcraftsmanship. The Starcraft Camper Club.

To make owning a Starcraft camper even more of a good time, you have the opportunity to join the Starcraft Camper Club. The club offers you good fellowship and organized activities on the state and national level. A national rally is held each year, along with dozens of local rallies. Ask your dealer for details. Or write the owner activities manager at Starcraft Company, Goshen, Indiana.



Starcraft makes 11 different campers. Any one of them can show you a good time.



Galaxy Swinger

Exterior Closed:
Length (Overall) 16'8"
(minus Hitch & Bumper) 12'
Width 6'11"/Height 4'8½"

Interior Erected:
Length 21'/Width 6'4"
Height 6'6½"

Bunk Sizes:
Extended Ends 54" x 72" /
Gaucho 44" x 76"

Tire Size:
6:50 x 13"/6 ply

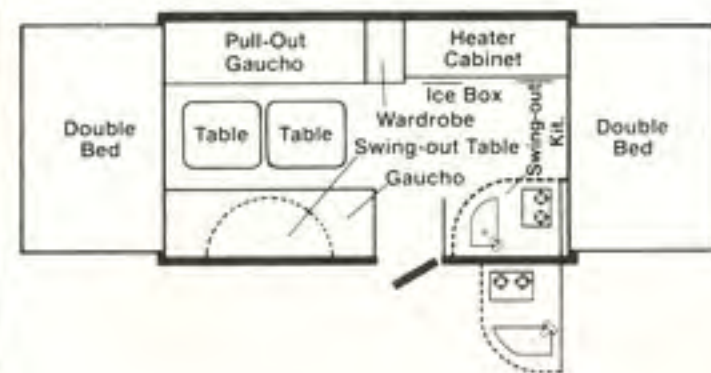
Tire Rating:
1340 lbs. at 60 psi

Coupler Size: 2"

*Curb Weight:
Trailer 1915 lbs./Hitch 280 lbs.

**GVWR:
Trailer 2740 lbs./Hitch 300 lbs.

***Rated Cargo Load: 925 lbs.



Galaxy 8

Exterior Closed:
Length (Overall) 16'8"
(Minus Hitch & Bumper) 12'
Width 6'11"/Height 4'8½"

Interior Erected:
Length 21'/Width 6'4"
Height 6'6½"

Bunk Sizes:
Extended Ends 54" x 72" /
U-Shaped Dinette 44" x 76"

Tire Size:
6:50 x 13"/6 ply

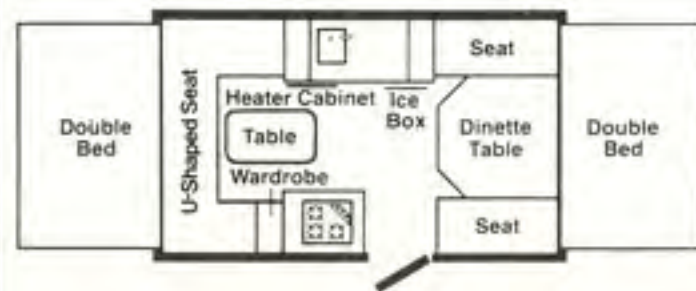
Tire Rating:
1340 lbs. at 60 psi

Coupler Size: 2"

*Curb Weight:
Trailer 1835 lbs./Hitch 265 lbs.

**GVWR:
Trailer 2740 lbs./Hitch 300 lbs.

***Rated Cargo Load: 1015 lbs.



Galaxy 6

Exterior Closed:
Length (Overall) 16'8"
(Minus Hitch & Bumper) 12'
Width 6'11"/Height 4'8½"

Interior Erected:
Length 21'/Width 6'4"
Height 6'6½"

Bunk Sizes:
Extended Ends 54" x 72" /
Dinette 44" x 76"

Tire Size:
6:50 x 13"/6 ply

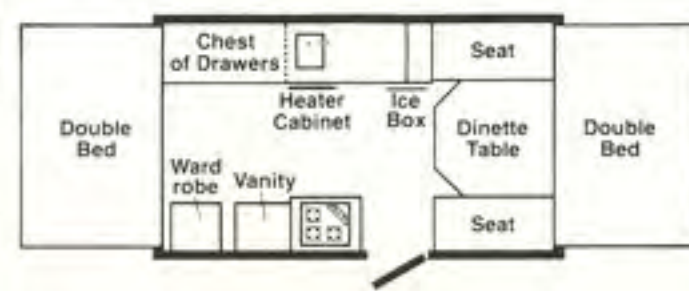
Tire Rating:
1340 lbs. at 60 psi

Coupler Size: 2"

*Curb Weight:
Trailer 1850 lbs./Hitch 265 lbs.

**GVWR:
Trailer 2740 lbs./Hitch 300 lbs.

***Rated Cargo Load: 995 lbs.



Stardust Swinger

Exterior Closed:
Length (Overall) 14'4"
(Minus Hitch & Bumper) 10'
Width 6'11"/Height 4'8"

Interior Erected:
Length 19'/Width 6'4"
Height 6'5"

Bunk Sizes:
Extended Ends 54" x 72" /
Dinette 40" x 76"

Tire Size:
6:50 x 13"/6 ply

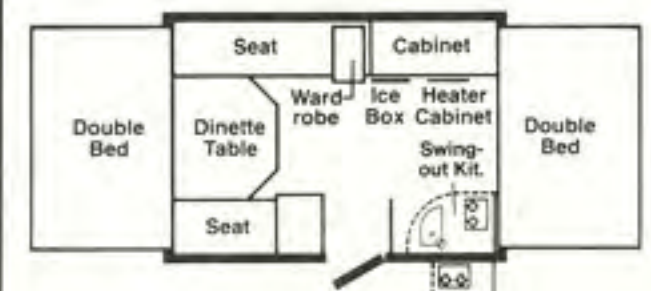
Tire Rating: 1340 lbs. at 60 psi

Coupler Size: 2"

*Curb Weight:
Trailer 1620 lbs./Hitch 265 lbs.

**GVWR:
Trailer 2740 lbs./Hitch 300 lbs.

***Rated Cargo Load: 1220 lbs.





Stardust 8

Exterior Closed:

Length (Overall) 14'4"
(Minus Hitch & Bumper) 10'/
Width 6'11"/Height 4'8"

Interior Erected:

Length 19'/Width 6'4"/
Height 6'5"

Bunk Sizes:

Extended Ends 54" x 72"/
Dinette 40" x 76"/
Gaucho 40" x 76"

Tire Size:

6:50 x 13"/6 ply

Tire Rating:

1340 lbs. at 60 psi

Coupler Size: 2"

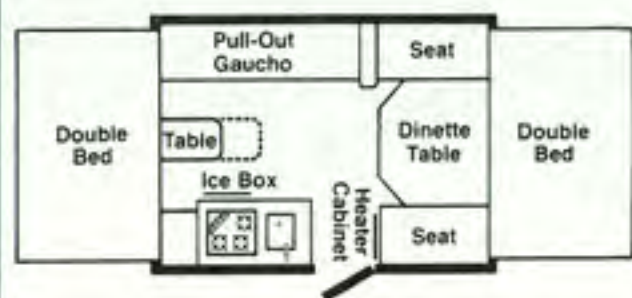
*Curb Weight:

Trailer 1610 lbs./Hitch 180 lbs.

**GVWR:

Trailer 2740 lbs./Hitch 300 lbs.

***Rated Cargo Load: 1230 lbs.



Starmaster 8

Exterior Closed:

Length (Overall) 14'4"
(Minus Hitch & Bumper) 10'/
Width 6'11"/Height 4'6"

Interior Erected:

Length 19'/Width 6'4"/
Height 6'5"

Bunk Sizes:

Extended Ends 54" x 72"
Dinette 40" x 76"

Tire Size:

5:30 x 12"/6 ply

Tire Rating:

1045 lbs. at 80 psi

Coupler Size: 2"

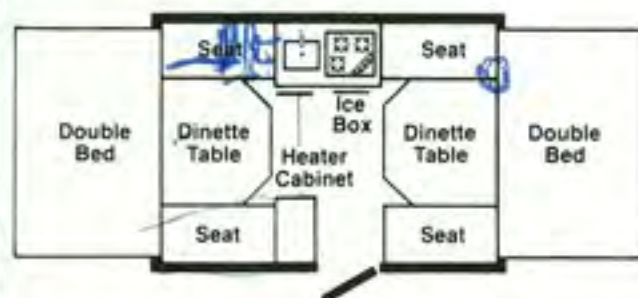
*Curb Weight:

Trailer 1505 lbs./Hitch 175 lbs.

**GVWR:

Trailer 2340 lbs./Hitch 300 lbs.

***Rated Cargo Load: 935 lbs.



Starmaster 6

Exterior Closed:

Length (Overall) 14'4"
(Minus Hitch & Bumper) 10'/
Width 6'11"/Height 4'6"

Interior Erected:

Length 19'/Width 6'4"/
Height 6'5"

Bunk Sizes:

Extended Ends 54" x 72"/
Dinette 40" x 76"/

Tire Size: 5:30 x 12"/6 ply

Tire Rating:

1045 lbs. at 80 psi

Coupler Size: 2"


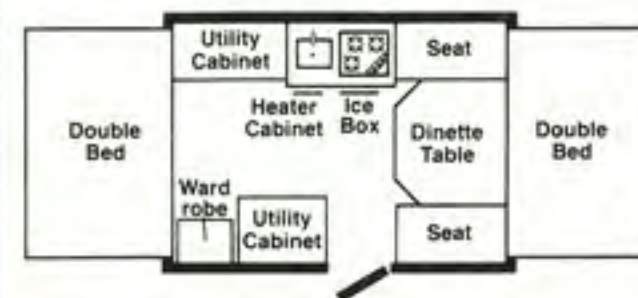
*Curb Weight:

Trailer 1540 lbs./Hitch 185 lbs.

**GVWR:

Trailer 2340 lbs./Hitch 300 lbs.

***Rated Cargo Load: 900 lbs.



Starflite 6

Exterior Closed:

Length (Overall) 12'4"
(Minus Hitch & Bumper) 8'/
Width 6'11"/Height 4'6"

Interior Erected:

Length 16'/Width 6'4"/
Height 6'5"

Bunk Sizes:

Extended Ends 48" x 72"/
Dinette 40" x 76"

Tire Size:

5:30 x 12"/6 ply

Tire Rating:

1045 lbs. at 80 psi

Coupler Size: 2"

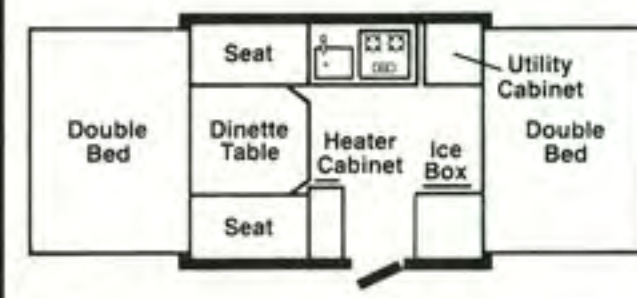
*Curb Weight:

Trailer 1320 lbs./Hitch 180 lbs.

**GVWR:

Trailer 2000 lbs./Hitch 250 lbs.

***Rated Cargo Load: 780 lbs.





Starlite 7

Exterior Closed:

Length (Overall) 12'4"
(Minus Hitch & Bumper) 8' /
Width 6'11"/Height 4'6"

Interior Erected:

Length 16'/Width 6'4"/
Height 6'5"

Bunk Sizes:

Extended Ends 48" x 72" /
Dinette 40" x 76" /
Gaucho 20" x 76"

Tire Size:

5:30 x 12"/6 ply

Tire Rating: 1045 lbs. at 80 psi

Coupler Size: 2"

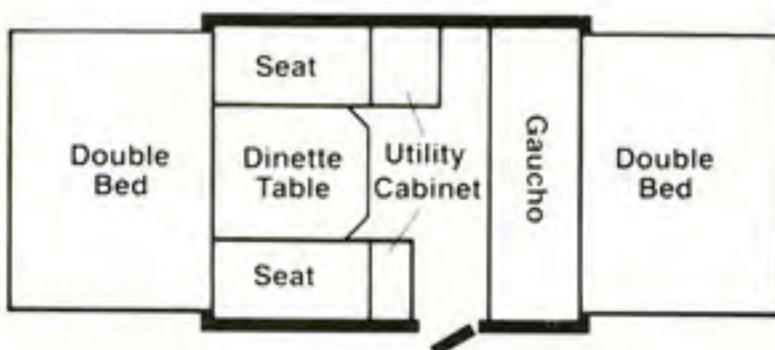
*Curb Weight:

Trailer 1095 lbs./Hitch 140 lbs.

**GVWR:

Trailer 2000 lbs./Hitch 250 lbs.

***Rated Cargo Load: 905 lbs.



*Curb Weight is the standard unit with no options plus the weight of all liquids (typically this is 20 lbs. L.P. and 80 lbs. water).



Starlette XL

Exterior Closed:

Length (Overall) 11'5½"
(Minus Hitch & Bumper) 7' /
Width 6'3¼"/Height 3'5½"

Interior Erected:

Length 7'2"/Width 13'6½"/
Height 6'3"

Bunk Sizes:

Extended Ends 48" x 75" /
Dinette 40" x 67½"

Tire Size:

5:70 x 8"/4 ply

Tire Rating:

715 lbs. at 50 psi

Coupler Size: 2"

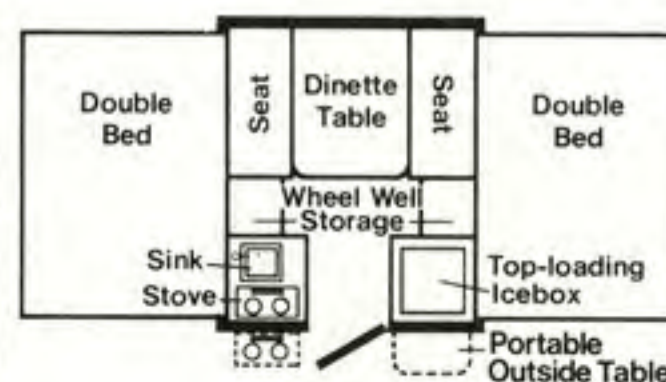
*Curb Weight:

Trailer 1055 lbs./Hitch 130 lbs.

**GVWR:

Trailer 1470 lbs./Hitch 200 lbs.

***Rated Cargo Load: 505 lbs.



**Gross Vehicle Weight Rating is maximum total weight permissible and requires the minimum hitch weight listed above.



Starlette†

Exterior Closed:

Length (Overall) 11'5½"
(Minus Hitch & Bumper) 7' /
Width 6'3¼"/Height 3'5½"

Interior Erected:

Length 7'2"/Width 13'6½"/
Height 6'3"

Bunk Sizes:

Extended Ends 48" x 75" /
Dinette 40" x 67½"

Tire Size:

5:70 x 8"/4 ply

Tire Rating:

715 lbs. at 50 psi

Coupler Size: 2"

*Curb Weight:

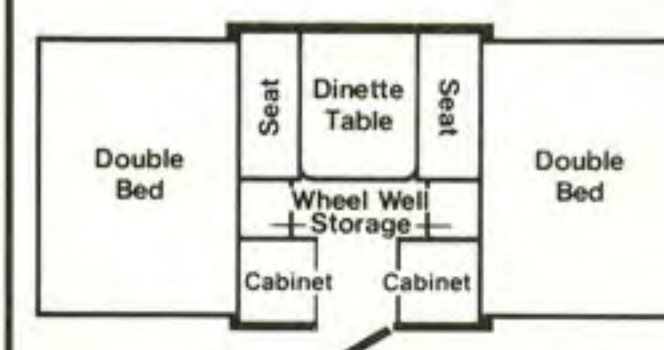
Trailer 820 lbs./Hitch 60 lbs.

**GVWR:

Trailer 1470 lbs./Hitch 200 lbs.

***Rated Cargo Load: 650 lbs.

†Shown with opt.
Appearance/Convenience
Group.



***Rated Cargo Load is with systems dry and no options installed. We recommend normal loads 100 to 300 lbs. below full GVWR. Actual weight of any Starcraft camper will vary based on the specific options installed.

