

The 1981 Starcraft

**STILL
THE
ONE**



Weights Certified By



Starcraft Is America's Best-Selling Camper.

We began making fold-down camping trailers in 1964. Back when small tents and big travel trailers were about the only ways to go camping. We saw a need for something in between. Something with room for families to relax in comfort. Yet something that was light and easy to tow.

So we came out with a camping trailer that was new and different. With a lot of new and different features. Like a crank-up roof with a lifter system so reliable we had it patented. Lightweight aluminum sandwich sidewall construction. And many other features that families genuinely liked.

Starcraft quickly became America's best-selling fold-down camper. Other companies saw our success and came out with their own fold-down camper models. But we kept improving our product. Building it better. And building it to last.

That's why every year, for the past 14 years, Starcraft R.V. has manufactured America's best selling campers. In fact, nearly one-third of all fold-down campers on the road today were made by Starcraft. We're also the best-selling camper in Canada, and England, where most U.S. brands aren't even a factor.

But times are changing. Fuel is no longer cheap. And smaller cars, with smaller towing capacities, are here to stay. So we've changed our campers to meet the times. But we haven't changed the things that made us Number 1. The new Starcraft line has full-size, full-systems campers for full-size families. And lightweight, easy-to-tow campers with features that rival full-size travel trailers.

We're committed to giving you the best fold-down camper you can buy. Because we know that by giving you what you want and need in a camper today, we'll still be America's best-selling camper tomorrow.



The strongest camper frame made today. Fashioned from 4-inch box channel steel... not 3-inch like most of our competitors use. Structurally reinforced to eliminate bounce and sag. And Starcraft's open perimeter design permits easy tire changes, if you ever need to.



For A Lot Of Good Reasons...



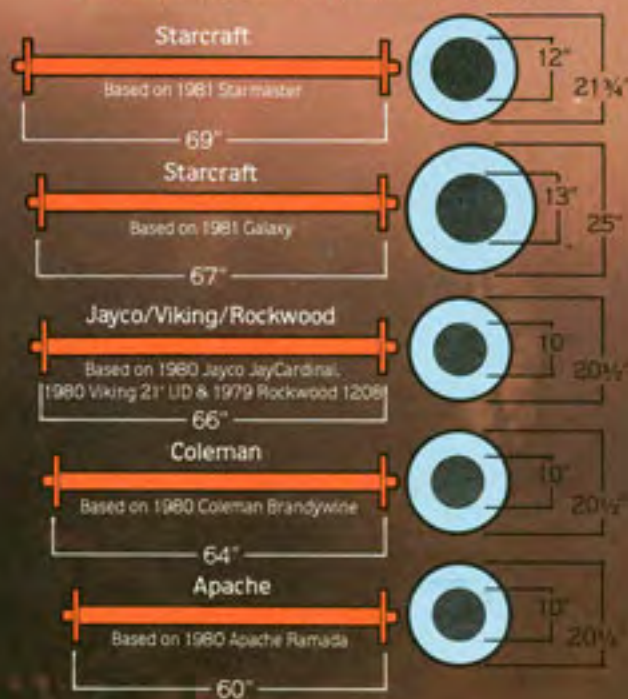
We took this new Starcraft frame to the Bendix Proving Grounds. The Bendix Engineers towed it over vibration and washboard roads. Through chuckholes and other tortures. Gave it more punishment than any camper gets in a lifetime of normal use. And the new Starcraft handled it all.

The United States Auto Club recently did a cross-country cost comparison on traveling between Los Angeles, California and Indianapolis, Indiana. This was a "real world" situation with a family of four, complete with luggage and all camping gear. On their trip to California the family pulled a Starflyer 1706 XL. They stayed in campgrounds along the way and cooked in the great outdoors. On the trip East from Los Angeles to Indiana, they traveled without the camper and stayed overnight in motels and ate in restaurants. The Results? With a camper the USAC family spent \$315.76. The trip without the camper cost them \$724.67. Additional gas used towing the camper was only 1.03 gallons per hundred miles driven. The additional gasoline cost was only \$32.34 over 2,487 miles, or 1 1/2¢ per mile. A real bargain. At a time when bargains are hard to come by. Camping is truly a great low-cost way to see America. And Starcraft is a great way to go camping.



THE NEW STARCRAFT VS.

COMPETITION: Compare The New Starcraft's axle track, wheel size and tire diameter to the competition.



The first thing you'll notice about The New Starcraft is its totally new shape. Lower. Sleeker. More aerodynamic. With raked roof ends.

Notice The New Starcraft's distinctive graphic identification. The New Starcraft's open wheel wells, thanks to an all new frame design.

New oval running lights give The New Starcraft a stylish flair. There's so much more to The New Starcraft. Turn the page...

Lots of New Standard Features. Plus The On

This year, you're going to have to look at Starcraft a lot closer. To see all the new features we've redesigned. To catch all the standard equipment which was optional at extra cost other years and still optional with our competitors. And to spot the features that have made Starcraft the benchmark of camping trailers over the past 14 years.

We encourage your thorough examination. Look closely. Compare features and price. After all, it's The New Starcraft. And the closer you look, the better we're going to look.

Plus The Number One Camping Club.

The Starcraft Camper Club. For 14 years, Starcraft owners have discovered camping fellowship through scores of camping activities. Campouts sponsored by Camper Club Chapters all over the country and in Canada are held almost every weekend during the camping season. And, usually, a short drive from your home.

Plus Regional and International friendship rallies each year which bring together hundreds of Club members. Discounts on merchandise. And newsletters to keep you posted on Club activities.

Ask your dealer about the Starcraft Camper Club. Or contact Larry Branham, our full-time Club Director, at Starcraft R.V., West Michigan St., Topeka, IN 46571 for membership details.



NEW STANDARD. Redesigned self-storing screen door with 4-way sliding privacy panels and full screen on all models. Velcro closures for fast, secure set up.



THE STANDARD. Ceiling-mounted 12-volt hi-intensity lighting fixture for evening convenience.



THE STANDARD. 25-foot power cord for quick, easy hook-up at campsite. No need for extension cords.



THE STANDARD. Three-way windows include fine-mesh screens, zip-in tinted vinyl to cut heat and glare plus decorator drapes on all models.



THE STANDARD. Brass city water connector for quick convenient hookup at campsite.



NEW STANDARD. 6-amp power converter handles optional equipment and lighting.



NEW STANDARD. Luxurious drapes and privacy curtains in all 1981 models.



THE STANDARD. Roof vent for ventilation, atop Starcraft's curved and insulated roof.



es That Have Made Starcraft Number One.



NEW STANDARDS. Spare tire, wheel and vinyl cover are now standard on all models. New split bumper permits lower spare tire position for sleeker profile.



THE STANDARD. Stainless steel sinks and brushed chrome ranges are standard for easy clean up and no chipping.



NEW STANDARDS. Restyled tail lights plus anodized roof and sidewall extrusions to eliminate black streaking on all models.



NEW STANDARD. These new slotted, automotive-style mag wheels give Starcraft Campers a sporty appearance.



THE STANDARD. Outside storage trunk lets you take along the camping gear you need for added enjoyment. Standard on Starflyer XL, Starmaster XL, Starlite XL and all Galaxy models.



THE STANDARD. Swing-Up Kitchen console on some models lifts easily to comfortable working height.



NEW STANDARD. Patio light makes entry easier and brightens your outdoor activities.



THE STANDARD. Patented crank-up lifter system for easy set up in 5 minutes or less, average 16 cranks.



NEW STANDARD. 5-piece sectionalized canvas tent for easy and inexpensive replacement.

And be sure to look over these features which have made Starcraft number one in all the world for the past 14 years:

- Herculon™ cushion fabrics
- real plywood underflooring
- heavy grade Congoleum™ floor covering
- real wood cabinetry
- pre-painted and pre-waxed aluminum siding
- center-mounted dolly wheel and jack
- safety chains
- 4 leveling jacks (all models)
- sandwich-wall construction
- and more

The New Galaxy. Still The One For Maximum

Our Galaxy models have always been appreciated for their interior room and comfort. Room to move around. Plenty of storage. A full 21'5" of living space from end to end. That's as much inside space as you'll find on many 25-foot travel trailers. And, with our new Galaxy XL 2108, you can have all the luxury and comfort of a travel trailer.



Galaxy 2106's unique new chest of drawers.



Optional shower adds to Galaxy's travel trailer style. Water heater gives you home-style convenience.

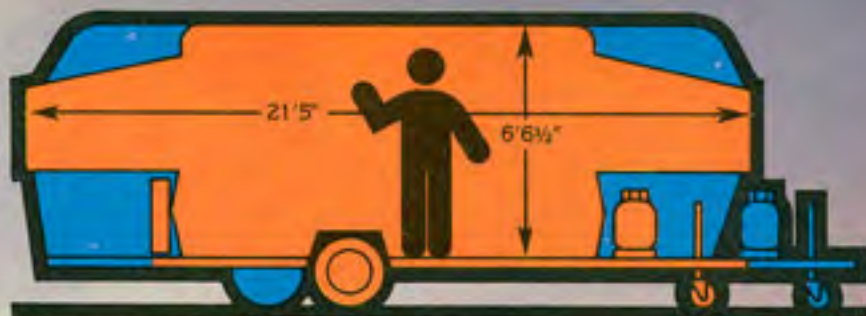
GALAXY 2106 • This roomy six-sleeper is loaded with storage room, including a new chest of drawers that's a full 34½" wide, a wardrobe, utility cabinet and free-standing galley area. Galaxy 2106 also offers an optional shower. Plus interior fabrics, countertops and cabinetry work which surpass many of today's travel trailers.



Galaxy 2106 free-standing galley



Livability.



The New Galaxy gives you the interior living area of a 25' travel trailer.



Convertible sofa makes into large double bed at night.



Four drawers beneath convertible sofa provide handy storage.



Galaxy XL 2108 features our new Carry-Out 3-Burner Range that lets you cook indoors or out. Lightweight and easy to hook up.

GALAXY XL 2108 • This Galaxy offers the ultimate in travel trailer style, comfort and luxury. Extras such as real wood cabinet doors with wicker fronts, and a stand-up wardrobe make Galaxy XL 2108 superb. And our Carry-Out Range unit, which isn't available on travel trailers, gives you the added advantage of outdoor cooking. With sleeping room for a family of eight, the Galaxy XL 2108 is a very comfortable, very versatile camper.



Stand-up wardrobe gives you ample room for all your pressed clothing. Area below doubles as storage for extra gear or porta-potti.



LIABILITY & TOWABILITY SPECIFICATIONS	GALAXY 2106	GALAXY XL 2108
Fresh Weight	186	169
Axle Weight	1580	1502
Cargo-Load Capacity	864	859
Axle Track	67"	67"
Wheel Size	13"	13"
Tire Rating	C-1315#	C-1315#
Interior Length, Open	21' 5"	21' 5"
Interior Width	6' 5 1/2"	6' 5 1/2"
End Bunk Sizes	53" x 74 1/2"	53" x 74 1/2"
Dinette Bed Sizes	44" x 76"	44" x 76"
Convertible Sofa Bed Sizes	74" x 75"	79" x 75"



The New Starmaster. Still Number One In All

The number one best-selling model in the number one camping trailer line. For a lot of reasons, including generous storage, 19'7" end-to-end living space, cargo capacity to let you take along all the camping gear you need. Plus the features and comfort you expect from Starcraft.



The new Carry-Out 3-Burner Range is standard on Starmaster XL 1906.

STARMASTER XL 1906 • Full comfort and convenience features in a size towable by many of today's smaller cars. The Starmaster XL 1906 opens to 19' 7" of end-to-end living space. Inside, you'll find touches of luxury like real wood cabinets with wicker fronts. Wardrobe and vanity. And our unique 3-burner Carry-Out Range. It's little wonder why Starmaster is one of America's most popular campers.



standard on Starmaster 1906.



The World.



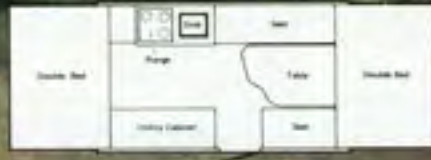
Spacious 52" counter top gives you plenty of room to prepare all the meals during your campsite blitz.

STARMASTER LT 1906 • This new floor plan has all the features you'd expect in a camper made by Starcraft. Decorator drapes and privacy curtains are standard. Complete water and LP gas system. 3-burner range. All standard. And the family cook will appreciate the 52" counter-top working area just opposite the galley. If you're shopping for value in a top-of-the-line camper, you can stop shopping here.



Starmaster 1908 provides comfortable sleeping accommodations for eight.

STARMASTER 1908 • The appeal of our 1908 model is its sleeping room for eight people. And its dining accommodations for the same number. It's the ideal camping trailer for even the largest family. Stainless steel sink, brushed chrome range, stain-resistant Herculon™ fabrics, Congoleum™ floor covering, decorator drapes and privacy curtains create a practical and beautiful living environment in Starmaster 1908.



LIVABILITY & TOWABILITY SPECIFICATIONS	STARMASTER LT 1906	STARMASTER LT 1906	STARMASTER 1908
hitch Weight	172	156	158
Axle Weight	1295	1280	1270
Cargo/Load Capacity	533	563	572
Axle Track	69"	69"	69"
Wheel Size	12"	12"	12"
Tire Rating	C 1045#	C 1045#	C 1045#
Interior Length, Open	19' 7"	19' 7"	19' 7"
Interior Width	6' 5 1/2"	6' 5 1/2"	6' 5 1/2"
End Bunk Sizes	53" x 74 1/2"	53" x 74 1/2"	53" x 74 1/2"
Double Bed Sizes	40" x 76"	40" x 76"	40" x 76"

Starflyer. Fast Becoming America's Favorite.

Two years ago, we introduced Starflyer in Canada. Almost immediately it became one of the best selling campers north of the border. Last year we made it part of Starcraft's domestic line. And found it to be just as successful. How much luxury can you get in a camper towable by compact cars? Take a look at Starflyer...



STARFLYER XL 1706 • Look at the features found on many of today's full-size campers. Or even on travel trailers. Then compare them with those we've built into our Starflyer XL 1706. 3-burner Carry-Out Range. Complete water and L.P. Gas system. Decorator drapes and privacy curtains. And sleeping room for six. All standard equipment. Starflyer...a camper that's compact in size, but not compact on features.



Starflyer's unique dinette converts to a comfortable 55" wide bed.



USABILITY & TOWABILITY SPECIFICATIONS*	STARFLYER XL 1706	STARFLITE XL 1505
Hitch Weight	98	96
Asse Weight Rating	1192	1066
Cargo/Load Capacity	710	636
Asse Track	69"	69"
Wheel Size	12"	12"
Tire Rating	C 1045#	C 1045#
Interior Length, Open	17' 10"	14' 11"
Interior Width	6' 4"	6' 4"
End Bunk Sizes	53" x 72" 48" x 72"	53" x 72" 30" x 72"
Dinette Bed Size	55" x 76" x 64"	44" x 76"

*By totaling the amounts listed for "Hitch Weight Dry" and "Asse Weight", you can determine the total weight of each camper. Subtract this weight from your car's maximum towing capability to determine the amount of cargo and/or options you can carry in your camper. (Do not exceed cargo/load capacity for any camper model.)



Starlite. Most Fully Equipped Compact Anywhere.

Starflyer's success taught us a few things about designing luxury into a compact camper. We've engineered in a lot of "Big Camper" features into Starlite without engineering in a lot of extra weight. In fact, Starlite could well be the ideal camper for families who won't settle for anything less than the best in a compact camper. Families like yours.



STARLITE XL 1505 • It took Starcraft to build this much luxury into a compact camper! The all-new Starlite's been equipped with our 3-burner Carry-Out Range with quick disconnect coupler. A 6-Amp power converter. Drapes and privacy curtains. Spare tire, wheel and cover. Our patented crank-up internal lifter system. And a whopping 836 pounds of cargo capacity. It's true...good things do come in small packages.



Like many of our bigger campers, Starlite has a Carry-Out Range.



With an axle weight of 1066 pounds and a hitch weight of only 98, Starlite is towable by compact cars. And it's equipped with Starcraft's patented internal lifter system.



The New Starcraft. Specifications, Standards & Options

STANDARDS AND OPTIONS	Galaxy XL 2108	Galaxy 2106	SM XL 1906	SM 1908	SM LT 1906	SF XL 1706	SL XL 1505
Stabilizer Jacks	4	4	4	4	4	4	4
Heavy-Duty Leaf Shackle Springs	5	5	5	5	5	5	5
Aerodynamic Radius Roof	5	5	5	5	5	5	5
Tough Marine Finish Canvas	5	5	5	5	5	5	5
3-Way Tilted Vinyl Windows	5	5	5	5	5	5	5
Roof Vent	5	5	5	5	5	5	5
2.5 Cu. Ft. 3-Way Refrig.	0	0	0	0	0	0	0
Built-In Ice Box	5	5	5	5	5	5	5
3-Burner Range—Brushed Chrome		5		5			
Indoor/Outdoor 3-Burner Range	5		5		5		5
Indoor/Outdoor Dinette Table	5	5	5	5	5	5	5
Dinette & Lounge Tables	2	1	2	1	1	1	1
Spare Tire, Wheel & Cover	5	5	5	5	5	5	5
Dolly Jack, Wheel & Safety Chems	5	5	5	5	5	5	5
6-Amp Power Converter	5	5	5	5	5	5	5
20# LP Bottle w/Regulator	5	5	5	5	5	5	5
25' 110V Power Connection	5	5	5	5	5	5	5
110V Electrical Outlets	5	5	5	5	5	5	5
Hi-Intensity Ceiling Lights	2	2	2	2	2	2	1
Patio Light	5	5	5	5	5	5	5
Brass City Water Hook-Up	5	5	5	5	5	5	5
2-Stage Water Faucet	5	5	5	5	5	5	5
10 Gallon Water Tank	5	5	5	5	5	5	5
Deluxe Patented Lifter System	5	5	5	5	5	5	5
Bunk Pole Storage Compartment	5	5	5	5	5	5	5
Large Outside Storage Trunk	5	5	5	5	5	5	5
1-Piece Easy-Glide Bed System	5	5	5	5	5	5	5
Fire Retardant Bunk Area Privacy Curtains	5	5	5	5	5	5	5
Fire Retardant Decorator Drapes	5	5	5	5	5	5	5
Easy-Loading Wardrobe	5	5	5				

STANDARDS AND OPTIONS (Cont.)	Galaxy XL 2108	Galaxy 2106	SM XL 1906	SM 1908	SM LT 1906	SF XL 1706	SL XL 1505
Fire Extinguisher	5	5	5	5	5	5	5
Marked Escape Hatch	5	5	5	5	5	5	5
1-Piece Vinyl End Bunk Roofs	5	5	5	5	5	5	5
Fully Insulated Roof	5	5	5	5	5	5	5
2-Way Bunk End Windows	5	5	5	5	5	5	5
ICC Raining Lights	5	5	5	5	5	5	5
Plywood Floor w/Congoleum Covering	5	5	5	5	5	5	5
Stainless Steel Sink w/Cover	5	5	5	5	5	5	5
Mag Wheels	5	5	5	5	5	5	5
Porta-Potti Storage	5	5	5	5	5	5	5
Hutch	0	0	0	0	0	0	0
Add-A-Room or Screen Room or Canopy	0	0	0	0	0	0	0
17,000 BTU Furnace	0	0	0	0	0	0	0
Single Bottle Cover	0	0	0	0	0	0	0
Boat Rack	0	0	0	0	0	0	0
Hot Shower, Dressing Area		0					
Hydraulic Surge Brakes	5	5	0	0	0	0	0
Stowable Door Step	0	0	0	0	0	0	0

- Dimensions, Capacities, Ratings and other specifications plus warranty and service information are available from your Starcraft Dealer.
- All product illustrations and data in this catalog are based upon information available at time of publication. Starcraft reserves the right to make changes without notice or obligation. See your Starcraft Dealer for latest product information prior to purchasing.
- Some equipment shown separately or on products illustrated in this catalog may be optional at extra cost.
- Upholstery fabrics illustrated may change due to supplier availability. In any case the fabrics used will meet or exceed the quality of the pictured models.



*USAC certification of weights and based on the actual weight of production campers selected at random. Normal variances in materials and production may cause slight differences between actual and published weights.

STARCRRAFT WEIGHTS AND DIMENSIONS	GALAXY		STARMASTER			STARFLYER	STARLITE
	XL 2108	2106	XL 1906	1908	LT 1906	XL 1706	XL 1505
Exterior Length, Closed	17' 9 1/2"	17' 9 1/2"	14' 7 1/4"	14' 7 1/4"	14' 7 1/4"	13' 10 1/2"	12' 5"
Exterior Length, Open	21' 5"	21' 5"	19' 7"	19' 7"	19' 7"	17' 10"	16' 6"
Exterior Height, Closed	4' 7 1/2"	4' 7 1/2"	4' 6"	4' 6"	4' 6"	4' 2"	4' 2"
Interior Height, Open	6' 6 1/2"	6' 6 1/2"	6' 6"	6' 6"	6' 6"	6' 4"	6' 5"
Exterior Width	6' 9"	6' 9"	6' 9"	6' 9"	6' 9"	6' 6"	6' 6"
Interior Length, Open	21' 5"	21' 5"	19' 7"	19' 7"	19' 7"	17' 10"	14' 11"
Interior Width	6' 5 1/2"	6' 5 1/2"	6' 5 1/2"	6' 5 1/2"	6' 5 1/2"	6' 4"	6' 4"
Sleeping Capacity	8	6	6	8	6	6	5
Tire Size	6.50 x 13"	6.50 x 13"	5.30 x 12"	5.30 x 12"	5.30 x 12"	5.30 x 12"	5.30 x 12"
Axle Weight	1602	1580	1295	1270	1281	1192	1066
Hitch Weight—Dry	169	166	172	158	156	98	98
Hitch Weight—Full Systems	214	228	160	150	146	88	92
Cargo/Load Capacity	859	864	533	572	563	710	836
Coupler Size	2"	2"	2"	2"	2"	2"	2"

SEE THE NEW STARCRRAFT AT . . .

ROBERTS SALES
741 SOUTH FEDERAL BLVD.
DENVER, COLORADO 80219
922-6168

STARCRRAFT R.V.



a BANGOR PUNTA Company

© 1980 Starcraft R.V., A Division of Bangor Punta Corp., West Michigan St., Topeka, IN 46571
Printed in U.S.A.



Venture

By **STARCRAFT** 



Venture By Starcraft.

A Whole New Breed Of

The '80's. A brand new decade with a brand new life-style. Fuel is no longer cheap. And fuel conservation has become a way of life. Smaller cars with smaller towing capacities are here to stay.

That's why Starcraft has introduced Venture, a new breed of fold-down camping trailers. There are full-size, full-systems Ventures that are towable by compact cars. And ultralight comfortably designed Ventures that are towable by subcompacts. With a minimal affect on gas mileage. Even the largest Venture, when fully loaded, can be towed by General Motor's new X-body cars...predicted by many to be the "full-size" car of 1985.

Because even though times are changing, North America's enthusiasm for camping isn't. Family camping is here to stay. We're committed to camping. We designed Venture to give you more of what you need in a camper today. And more importantly...what you'll need tomorrow.

Starcraft R.V. has been changing and improving the fold-down camping trailer ever since we started making them in 1964. We have a reputation for innovative engineering. And ruggedly built, finely finished campers. That's why we've sold more campers than anyone else in the world. And why our campers have the highest resale value.

The new Ventures aren't just this year's colors in last year's models. They've been designed, from the frame up, to give you every square inch of comfort and liveability from each and every model.

trailer easily and economically. At Starcraft we built them better...not expensive.



The all new Venture is built on the strongest camper frame made today. It's fashioned from 4-inch box channel steel. Not 3-inch like our competitors use. Structurally reinforced at critical stress points to eliminate bounce and sag.



Lower, Sleeker. More aerodynamically styled. Venture's fully laminated radius roof design minimizes wind resistance for improved gas mileage. Adds structural strength. Aids rain run-off, too.



Water-resistant, heavy-duty sidewall canvas is sectionalized to make set-up and take-down easier. And keeps repair costs low if replacement ever becomes necessary.



Affordably Priced Lightweight Campers.



We tested our new Venture frame at the Bendix Proving Grounds. Their engineers towed it over vibration and washboard roads. Through chuckholes and other tortures. Gave it more punishment than any camper gets in a lifetime of normal use. And the new Venture handled it all.



Starcraft Camper Club

People who own recreational vehicles have a lot in common. They enjoy traveling. Having family fun in the great outdoors. Seeing new places. And meeting new people! The Starcraft Camper Club helps you do all these things and introduces you to Starcraft families all over the continent who enjoy the same kind of fun you do.

Regional Rallies • State Chapter outings and Regional Rallies give you the opportunity to get together with folks in your own part of the country. And to develop that special kind of fellowship outsiders can only envy.

Friendship Rallies • These well-planned, professionally-guided events take an entire group of Starcraft and Venture owners to exciting places like Nova Scotia, the Indianapolis 500 Racing Spectacular and the Western Round up through South Dakota, Wyoming, and Colorado. Friendship Rallies are structured to let you participate as much, or as little, as you want to.

The Big Event • You won't want to miss the International Rally, The Big Event of the camper club year. Once a year, Starcraft families from all over North America get together for games, contests, campfires, entertainment and fellowship. You'll make new acquaintances and strengthen old ties, and realize you have a lot of friends you haven't met...yet!

For more information write to:
Larry Branham, Director
Starcraft Camper Club
W. Michigan St.
Tobeka, Indiana 46571



Full-Size, Fully Featured Campers At Less Than Full

VENTURE 2006 SC • The ever popular six-sleeper floor plan with full systems convenience. The family cook will like the newly designed kitchen area, with plenty of counter top working space. Storage space? You bet! Drawer, cupboard, and underseat storage give you lots of room to neatly tuck away all your camping gear. Other features like the 3-burner range and color-matched sink and stove make the 2006 SC an affordable value that's hard to beat.



2006 SC kitchen area with full 52" counter top opposite galley.



VENTURE 2008 SC • Large families will appreciate the roominess and convenience of this new double dinette floor plan that sleeps eight. The 2008 SC comes complete with water, gas, and electrical systems and measures almost 20' long when set up for camping. Yet even when fully loaded, the 2008 SC is towable by all mid-size...and even some compact cars! It's the ideal full-size camper for full-size families.



All four 18' and 20' models are equipped with Starcraft's patented internal crank-up lifter system. 2008 SC shown with optional canopy.



Size Prices.



With a Hitch weight of only 119 lbs., the 1806 S is towable by many of today's smaller cars. All four 18' and 20' Venture models have Starcraft's new wide-track axle, the widest in the industry.



VENTURE 1806 S • The ideal model for tent camping families who already own camping gear and would like to move up to the comfort and convenience of a fold-down camping trailer. The 1806 S sleeps six and has a complete LP gas system with 3-burner range for easy cooking in the great outdoors. The brass city water hookup gives you running water quickly and easily from campsite facilities. Value-conscious buyers need look no further!



The 1806 SC's dinette converts to a comfortable 55" wide bed.



VENTURE 1806 SC • A true full systems camper that emphasizes comfort and liveability for a family of six. The 1806 SC has most of the luxury and convenience features you'd expect to find in larger campers with larger price tags. Like a built-in ice box. Color matched sink and stove. Decorator drapes. And many, many more. The 1806 SC...one shining example why smaller can be better.

LIVABILITY & TOWABILITY SPECIFICATIONS	VENTURE 1806 S	VENTURE 1806 SC	VENTURE 2006 SC	VENTURE 2000 SC
Hitch Weight Dry	119	119	175	185
Axle Weight	1005	1040	1195	1125
Cargo Load Capacity	676	641	510	490
Wheel Size	20 5x8.0-10"	20 5x8.0-10"	20 5x8.0-10"	20 5x8.0-10"
Tire Rating	B-905#	B-905#	B-905#	B-905#
Interior Length Open	17' 10"	17' 10"	19' 7"	19' 7"
Interior Width	6' 4"	6' 4"	6' 5.5"	6' 5.5"
End Bunk Sizes	48x72 53x72	48x72 53x72	53x75	53x75
Dinette Bed Sizes	55x76x44	55x76x44	46x74	46x74x25



All New Lightweights With Big Camper Features.

VENTURE 1606 • Families who want the comfort and security of a fold-down camping trailer, but don't want to pay for a lot of extra "systems" will look seriously toward the 1606. With an axle weight of only 770 pounds, and a hitch weight of 73, it's one of the lightest 16' campers you can buy. Easily towable by almost any sub-compact car. Yet big enough to offer sleeping room for six. And built on Venture's sturdy 4-inch box channel steel frame.



Sliding door cupboards and underseat compartments provide plenty of storage room.



VENTURE 1606 SC • It's hard to imagine that a camper so light could be so fully featured. This compact six-sleeper has a neatly designed galley complete with 2-burner stove and a color-matched sink with a 10-gallon fresh water tank. The 1606 SC's dinette converts to a 50" x 73" bed that comfortably sleeps two adults. The 1606 SC will save you money now, and everytime you go out camping.



Meal preparation is quick and easy in 1606 SC.



NOTE—Most subcompact cars are rated to tow a maximum of 1,000 pounds. Be sure to check your owner's manual for your car's towing capabilities. By totaling the amounts listed for "Hitch Weight Dry" and "Axle Weight", you can determine the total weight of each camper. Subtract this weight from your car's maximum towing capability to determine the amount of cargo and/or options you can carry in your camper. (Do not exceed cargo/load capacity for any camper model.)

LIVABILITY & TOWABILITY SPECIFICATIONS	VENTURE 1606	VENTURE 1606 SC	VENTURE 1606	VENTURE 1606 SC
Hitch Weight Dry	58	80	73	95
Axle Weight	650	695	770	835
Cargo/Load Capacity	472	405	440	300
Wheel Size	4.80x8"	4.80x8"	5.70x8"	5.70x8"
Tire Rating	B-590#	B-590#	B-715#	B-715#
Interior Length (Open)	10' 7"	10' 7"	10' 7"	10' 7"
Interior Width	6' 1.5"	6' 1.5"	6' 1.5"	6' 1.5"
End Bunk Sizes	45x70 1/2	45x70 1/2	45x70 1/2	45x70 1/2
Dinette Bed Size	56x71	56x71	56x71	56x71



In An Easy-To-Tow Size.



With a hitch weight of only 58 pounds, the 1404 is one of the lightest fold-downs you can buy.



VENTURE 1404 • Lightest of the ultralights. Yet ruggedly built on Venture's solid 4" box channel steel frame. The 1404 is for families who are sold on camping, but don't want to be sold more camper than they need. Built with uncompromising Starcraft quality, the 1404's standard features include Herculon fabrics, decorator drapes, and 3-way tinted vinyl windows...sensible luxury in an easy-to-tow package.



Venture 1404 SC (Shown with optional privacy curtains) is towable by almost any sub-compact car.



VENTURE 1404 SC • It took Starcraft to build this much comfort and convenience into a compact camper. Standard features include an LP gas system with 2-burner range, a water system with a 10-gallon fresh water tank and brass city water hook up. An electrical system complete with ceiling light. All on a camper that weighs only 775 pounds. True big camper features at a compact camper price.



VENTURE BY STARCRAFT

Specifications, Standards & Options

STANDARDS & OPTIONS

	2008 SC	2006 SC	1806 SC	1806 S	1606 SC	1606	1404 SC	1404
Heavy Duty Leaf Shackle Springs	S	S	S	S	S	S	S	S
Radius Roof	S	S	S	S	S	S	S	S
Marine Finish Canvas	S	S	S	S	S	S	S	S
3-way Tinted Vinyl Windows	S	S	S	S	S	S	S	S
2.5 Cu. Ft. 3-way Refrigerator	O	O	O					
Built-in Ice Box	S	S	S	S				
3 Burner Range—Brushed Chrome	S	S	S	S				
2 Burner Range—Brushed Chrome				S		S		
Tire Mount	S	S	S	S	S	S	S	S
Spare Tire and Wheel	O	O	O	O	O	O	O	O
Spare Tire Cover	O	O	O	O	O	O	O	O
Dolly, Jack, Wheel & Safety Chain	S	S	S	S	S	S	S	S
3 Amp Power Converter	S	S	S					
20# L.P. Bottle w/Regulator	S	S	S	S		S		S
25' 110V Power Connection	S	S	S		S	S		
110V Electrical Outlets	S	S	S		S	S		
Ceiling Light	S	S	S	S	S	S	S	S
Brass City Water Hook-up	S	S	S	S	S	S		S
2-stage Water Faucet	S	S	S	S	S	S		S
10 Gal. Water Tank	S	S	S		S	S		
Deluxe Patented Lifter System	S	S	S	S				
Multi-Flex Lifter System				S	S	S	S	S
Fire Retardant Bunk Area Privacy Curtain	O	O	O	O	O	O	O	O
Decorator Drapes	S	S	S	S	S	S	S	S
Fire Extinguisher	S	S	S	S	S		S	

STANDARDS & OPTIONS (Cont.)

	2008 SC	2006 SC	1806 SC	1806 S	1606 SC	1606	1404 SC	1404
Marked Escape Hatch	S	S	S	S	S	S	S	S
1-piece Vinyl End Bunk Roofs	S	S	S	S	S	S	S	S
Fully Insulated Roof	S	S	S	S	S	S	S	S
2-way Bunk End Windows	S	S	S	S	S	S	S	S
ICC Running Lights	S	S	S	S	S	S	S	S
1-piece Blandex Floor	S	S	S	S	S	S	S	S
Porcelain Sink	S	S	S	S	S		S	
Hub Caps	O	O	O	O	O	O	O	O
Porta Potti Storage	S	S	S	S	S	S	S	S
Canopy	O	O	O	O	O	O	O	O
Screen Room	O	O	O	O				
Sun Lounger Add-A-Room	O	O	O	O				
Window Awning							O	O
10,000 BTU Furnace	O	O	O	O	O		O	
10,000 BTU Furnace System (1)							O	O
Bottle Cover	O	O	O	O	O	O	O	O
Boat Rack	O	O	O	O	O	O	O	O
Electric Brakes	O	O	O	O	O	O	O	O
Door Step	O	O	O	O				

(1) System includes 10,000 BTU heater, 20# L.P. gas bottle/bracket/regulator, hose system, and fire extinguisher.

- Dimensions, capacities, ratings and other specifications plus warranty and service information are available from your dealer.
- All products illustrations and data in this catalog are based upon information available at time of publication. Starcraft R.V. reserves the right to make changes without notice or obligation. See your dealer for latest product information prior to purchasing.
- Some equipment shown separately or on products illustrated in this catalog may be optional at extra cost.
- Upholstery fabrics illustrated may change due to supplier availability. In any case the fabrics used will meet or exceed the quality of the pictured models.



VENTURE WEIGHTS AND DIMENSIONS	2008 SC	2006 SC	1806 SC	1806 S	1606 SC	1606	1404 SC	1404
Exterior Length Closed	14' 5"	14' 5"	13' 10.5"	13' 10.5"	12' 0"	12' 0"	10' 10"	10' 10"
Exterior Length Open	19' 7"	19' 7"	17' 10"	17' 10"	16' 7"	16' 7"	14' 7"	14' 7"
Exterior Height Closed	4' 1"	4' 1"	4' 1"	4' 1"	3' 6"	3' 6"	3' 6"	3' 6"
Interior Height Open	6' 6"	6' 6"	6' 4"	6' 4"	6' 5"	6' 5"	6' 5"	6' 5"
Exterior Width	6' 9"	6' 9"	6' 6"	6' 6"	6' 7"	6' 7"	6' 7"	6' 7"
Interior Length Open	19' 7"	19' 7"	17' 10"	17' 10"	16' 7"	16' 7"	10' 7"	10' 7"
Interior Width	6' 5.5"	6' 5.5"	6' 4"	6' 4"	6' 1.5"	6' 1.5"	6' 1.5"	6' 1.5"
Sleeping Capacity	8	6	6	6	6	6	4	4
Tire Size	20.5x8.0-10"	20.5x8.0-10"	20.5x8.0-10"	20.5x8.0-10"	5.70x8"	5.70x8"	4.80x8"	4.80x8"
Axle Weight	1125	1115	1040	1005	835	770	695	650
Hitch Weight Dry	185	175	119	119	95	73	80	58
Hitch Weight Full Systems	175	160	104	129	75	73	70	58
Cargo/Load Capacity	490	510	641	676	500	507	405	472
Coupler Size	2"	2"	2"	2"	2"	2"	2"	2"

SEE THE NEW VENTURE BY STARCRAFT AT...

Venture

By **STARCRAFT**

© 1980 Starcraft R.V.
West Michigan Street, Topeka, IN 46571
Printed in U.S.A.



STARCRAFT R.V.

a BANGOR PUNTA Company