

Flagstaff[™]
by Cobra



Classic Model 824 Featured

The Affordable Fold Down Camping Trailer



Durability with Comfort & Convenience



M.A.C. Model 206 Featured

Features For All Flagstaff Campers

- Wide Track Axle
- Open Wheel Well Frame
- 1 Piece Floor With Automotive Undercoating
- Armstrong Floor Covering
- 5 Piece Sectionalized Tent Constructed of 10.10 oz. Canvas and 34 oz. Supported Vinyl
- 2 Way Sidewall Windows, Fine Screen Mesh and Double Zippered Smoked Vinyl

- 2 Way Bunk Windows, Fine Screen Mesh and Double Zippered Canvas Flaps
- Fully Insulated High Arched Pressure Bonded Roof
- Self Storing Upper Entry Door
- Interior Access Thru Lower Door with Roof Closed
- Pressure Bonded Aluminum and Plywood Body
- Stain Resistant Fabrics
- Decorator Side Drapes with Foam Backing

Classic Floor Plans



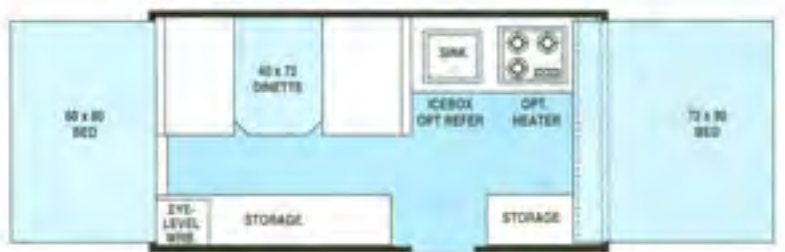
618
Shown with Galley Option



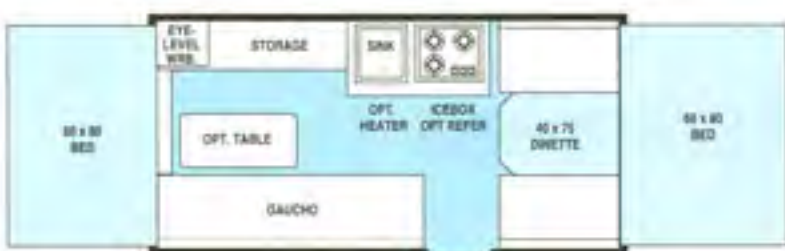
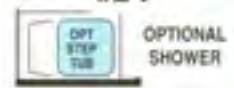
621



821



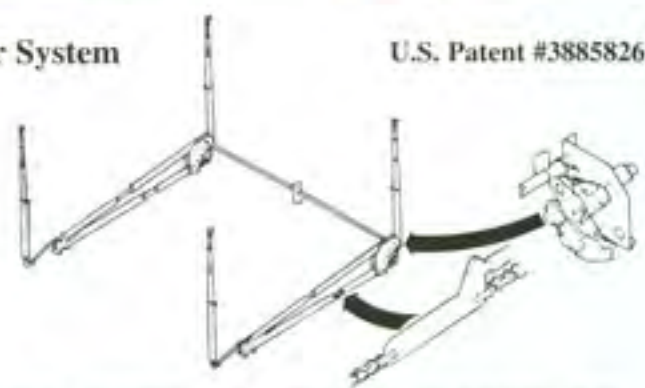
624



824



Lifter System U.S. Patent #3885826



Flagstaff's easy lifter system has been designed and patented for easy set-up and trouble-free operation. This system is chain driven and cableless, is above the floor and eliminates the problem of breaking, stretching, fraying and corrosion commonly associated with cable lifter systems. Backed by limited lifetime warranty to original owner.



Classic Model 824 Featured

Classic Camping Trailers

Specifications	618	621	821	624	824
Travel Length	12'7"	14'7"	14'7"	16'7"	16'7"
Travel Width	85"	85"	85"	85"	85"
Travel Height	49"	49"	49"	49"	49"
Open Length	17'9"	20'9"	20'9"	23'9"	23'9"
Open Height	6'6"	6'6"	6'6"	6'6"	6'6"
Sleeping Capacity	6	6	8	6	8
Front Bunk	48x80	72x80	66x80	72x80	66x80
Rear Bunk	48x80	48x80	54x80	60x80	60x80
Dinette	40x72	40x72	38x74	40x72	48x74
Gaicho Bunk	N/A	N/A	N/A	N/A	36x75
Tire Size	5.30x 12C	5.30x 12C	5.30x 12C	5.30x 12C	5.30x 12C
Hitch Weight	95	165	170	195	200
Axle Weight	895	1335	1340	1555	1650
Cargo Capacity	825	745	735	535	435
Coupler	2"	2"	2"	2"	2"

*Weights are based on standard units w/o options and weighed dry.

Standards and Options					
Chain Drive Crank Lift System	STD	STD	STD	STD	STD
Side Curtains	STD	STD	STD	STD	STD
Privacy Bedend Curtains	OPT	OPT	OPT	OPT	OPT
Roof Valances	OPT	OPT	OPT	OPT	OPT
Dinette Cushions	4"	4"	4"	4"	4"
Bunk Mattresses	4"	4"	4"	4"	4"
Swing-Up Galley	OPT	STD	STD	STD	STD
Range, Burners	3 OPT	3	3	3	3
In-Out Cooking	OPT	STD	STD	STD	STD
20# L.P. Bottle	OPT	STD	STD	STD	STD
Stainless Steel Sink w/Cover	OPT	STD	STD	STD	STD
City Water Hook-Up	OPT	STD	STD	STD	STD
Hand Water Pump	OPT	STD	STD	STD	STD
10 Gal. Water Tank	OPT	STD	STD	STD	STD
Built-In Icebox	OPT	STD	STD	STD	STD
9 AMP AC/DC Power Converter	OPT	STD	STD	STD	STD
25' Power Cord	OPT	STD	STD	STD	STD
110V Outlets	2 OPT	4	5	5	4
Ceiling Lights	2 OPT	2	2	2	2
Patio Light	OPT	OPT	OPT	OPT	OPT
Exterior 110V Outlet	OPT	OPT	OPT	OPT	OPT
14x14 Roof Vent	STD	STD	STD	STD	STD
Braced for Roof Air	OPT	OPT	OPT	OPT	OPT
Free Standing Table	OPT	OPT	OPT	OPT	OPT
Folding Wardrobe	N/A	STD	N/A	STD	STD
Folding Pantry	STD	N/A	N/A	N/A	N/A
Exterior Side Storage	STD	STD	STD	STD	STD
Shower Pack	N/A	N/A	N/A	OPT	N/A
Stabilizer Jacks	2	4	4	4	4
Steel Bumper	STD	STD	STD	STD	STD
Bolt-On Step	OPT	OPT	OPT	OPT	OPT
Ind. Suspension	STD	STD	STD	STD	STD
Styled Wheels	STD	STD	STD	STD	STD
Electric Brakes	OPT	OPT	OPT	STD	STD
Convenience Pack	OPT	OPT	OPT	OPT	OPT
Travel Pack 12"B	OPT	N/A	N/A	N/A	N/A
Travel Pack 12"C	N/A	OPT	OPT	OPT	OPT
3-Way Refrigerator	OPT	OPT	OPT	OPT	OPT
16,000 BTU Furnace	OPT	OPT	OPT	OPT	OPT
Free Standing Awning	8' OPT	10' OPT	10' OPT	12' OPT	12' OPT
Screenroom	8' OPT	10' OPT	10' OPT	12' OPT	12' OPT
Boat Rack	OPT	OPT	OPT	OPT	OPT
LP Bottle Cover	OPT	OPT	OPT	OPT	OPT
2-20# LP Bottles	OPT	OPT	OPT	OPT	OPT
Dbl. LP Bottle Cover	OPT	OPT	OPT	OPT	OPT
Bat. Rack, Box and Wiring	OPT	OPT	OPT	OPT	OPT
CSA Coding	OPT	OPT	OPT	OPT	OPT

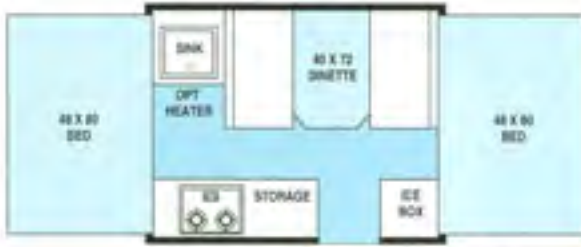
Galley Option Includes: Galley with base, SS sink, hand pump, 10 gal. water tank, sink drain, city water hook-up, 9 amp power converter, power cord, 3 interior 110v outlets, 2 ceiling lights, range with cover, ice box, in/out cooking, 20# gas bottle with regulator, and wiring for air.

Convenience Pack: Bedend Privacy Curtains, Side Drape Valances, Braced and Wired for Roof Air, Sink Cover, 110V Outside Recep., Patio Light and Bolt-On Step.

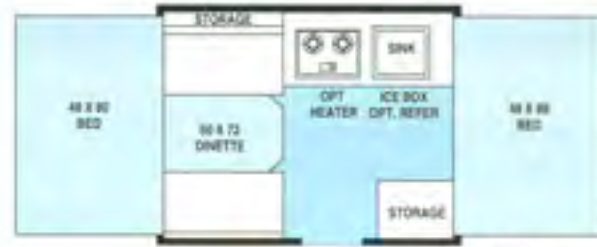
Shower Pack Includes: Step tub, 6 gal. hot water heater, 12v demand pump, deluxe faucets, shower curtain and 15 amp converter.

Travel Pack Includes: Spare tire, tire bracket, tire cover.

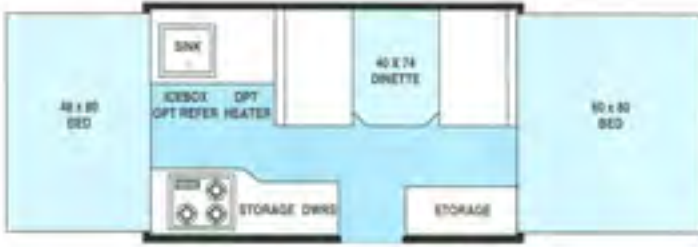
M.A.C. Floor Plans



176 SD
Shown with Galley Option



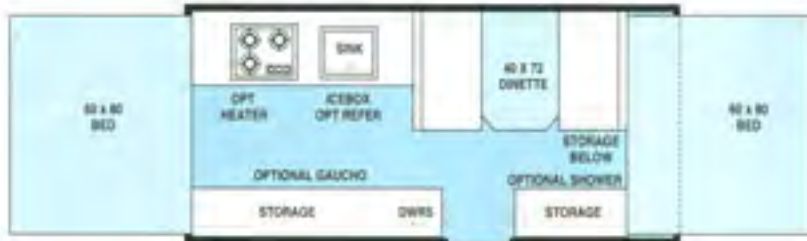
176 ED
Shown with Galley Option




206




206 ST



226



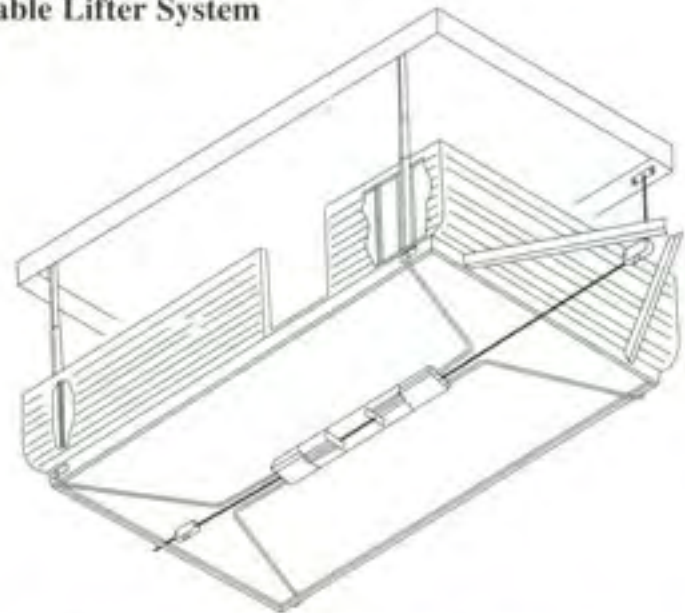
OPTIONAL GAUCHO
(Model 228 with Gaucho)



OPTIONAL SHOWER

MODEL 226 OPTIONS

Cable Lifter System



Flagstaff's Cable Lifter System is the Easiest Operating of All Cable Drives. A Single Cable and Pulley, Fully Enclosed Flexible Steel Push Rods and Master Tube with Zerk Grease Fittings Allow Smooth Operation and Minimal Maintenance. Backed by Limited Lifetime Warranty.



M.A.C. Model 206 Featured

Most Affordable Camper (M.A.C.)

Specifications	176ED	176SD	206	206ST	226
Travel Length	12'	12'	14'	16'6"	15'11"
Travel Width	84"	84"	84"	84"	84"
Travel Height	50"	50"	52"	52"	52"
Open Length	17'	17'	20'2"	20'2"	21'11"
Open Height	6'6"	6'6"	6'6"	6'6"	6'6"
Sleeping Capacity	6	6	6	6	6
Front Bunk	48x80	48x80	60x80	60x80	60x80
Rear Bunk	48x80	48x80	48x80	48x80	60x80
Dinette	50x72	40x72	40x74	40x74	40x72
Gaucha Bunk	N/A	N/A	N/A	N/A	OPT
Tire Size	5.70x 8C	5.70x 8C	5.30x 12C	5.30x 12C	5.30x 12C
Hitch Weight	90	100	165	150	195
Axle Weight	885	880	1210	1450	1460
Cargo Capacity	750	745	870	645	700
Coupler	2"	2"	2"	2"	2"
*Weights are based on standard units w/o options and weighed dry.					
Standards and Options					
Cable Drive Crank Lift System	STD	STD	STD	STD	STD
Side Curtains	STD	STD	STD	STD	STD
Privacy Bedend Curtains	OPT	OPT	OPT	OPT	OPT
Roof Valances	OPT	OPT	OPT	OPT	OPT
Dinette Cushions	4"	4"	4"	4"	4"
Bunk Mattresses	4"	4"	4"	4"	4"
Swing-Over Galley	OPT	OPT	STD	STD	STD
Range, Burners	2 OPT	2 OPT	3	3	3
In-Out Cooking	OPT	OPT	STD	STD	STD
20# L.P. Bottle	OPT	OPT	STD	STD	STD
Stainless Steel Sink	OPT	OPT	STD	STD	STD
City Water Hook-Up	OPT	OPT	STD	STD	STD
Hand Water Pump	OPT	OPT	STD	STD	STD
10 Gal. Water Tank	OPT	OPT	STD	STD	STD
Built-In Icebox	OPT	OPT	STD	STD	STD
9 AMP AC/DC Power Converter	OPT	OPT	STD	STD	STD
25' Power Cord	OPT	OPT	STD	STD	STD
110V Outlets	3 OPT	4 OPT	4	4	4
Ceiling Lights	2 OPT	2 OPT	2	2	2
Patio Light	OPT	OPT	OPT	OPT	OPT
Exterior 110V Outlet	OPT	OPT	OPT	OPT	OPT
14x14 Roof Vent	OPT	OPT	STD	STD	STD
Braced for Roof Air	OPT	OPT	OPT	OPT	OPT
Free Standing Table	OPT	OPT	OPT	OPT	OPT
Side to Side Lighted Storage	N/A	N/A	N/A	STD	N/A
228 Gaucha Pack	N/A	N/A	N/A	N/A	OPT
Shower Pack	N/A	N/A	N/A	N/A	OPT
Stabilizer Jacks	2	2	2	2	4
Steel Bumper	STD	STD	STD	STD	STD
Bolt-On Step	OPT	OPT	OPT	OPT	OPT
Spring Axle Suspension	STD	STD	STD	STD	STD
Styled Wheels	OPT	OPT	STD	STD	STD
Electric Brakes	OPT	OPT	OPT	OPT	STD
Convenience Pack (176's)	OPT	OPT	N/A	N/A	N/A
Convenience Pack (All Others)	N/A	N/A	OPT	OPT	OPT
Travel Pack 8°C (176's)	OPT	OPT	N/A	N/A	N/A
Travel Pack 12°C	N/A	N/A	OPT	OPT	OPT
3-Way Refrigerator	OPT	N/A	OPT	OPT	OPT
16,000 BTU Furnace	OPT	OPT	OPT	OPT	OPT
Free Standing Awning	8' OPT	8' OPT	10' OPT	10' OPT	12' OPT
Screenroom	8' OPT	8' OPT	10' OPT	10' OPT	12' OPT
Boat Rack	OPT	OPT	OPT	OPT	OPT
LP Bottle Cover	OPT	OPT	OPT	OPT	OPT
12" B Tire Exchange	OPT	OPT	N/A	N/A	N/A
Travel Pack 12" B	OPT	OPT	N/A	N/A	N/A
2-20# LP Bottles	N/A	N/A	N/A	N/A	N/A
Dbl. LP Bottle Cover	N/A	N/A	N/A	N/A	N/A
Bat. Rack, Box and Wiring	OPT	OPT	OPT	OPT	OPT
CSA Coding	OPT	OPT	OPT	OPT	OPT

Galley Option Includes: Galley with base, SS sink, hand pump, 10 gal. water tank, sink drain, city water hook-up, 9 amp power converter, power cord, 3 interior 110v outlets, 2 ceiling lights, range with cover, ice box, in/out cooking, 20# gas bottle with regulator, and wiring for air.

Convenience Pack 176's Includes: Privacy bedend curtains, roof valances, roof vent, braced for roof air, free standing table, patio light, 110v exterior outlet.

Convenience Pack (All Others) Includes: Privacy bedend curtains, roof valances, braced for roof air, free standing table, patio light, 110v exterior outlet, bolt-on step.

Shower Pack Includes: Step tub, 6 gal. hot water heater, 12v demand pump, deluxe faucets, shower curtain and 15 amp converter.


Travel Pack Includes: Spare tire, tire bracket, tire cover.

Flagstaff Features

- ① 4" Mattresses and Cushions, Plywood Bunk Bottom and Aluminum Bunk Perimeter Frame for durable comfort.
- ② High Arched Bunk Bow, Adjustable Tension Rafter and Tent secured at bunkend for your convenience.
- ③ 12" Tires, Metal Trimmed Open Wheel Wells and Wide Track Axle System for towing ease. 12" Tires Optional on 176's.
- ④ 10 Gallon Built-in Water Tank and 2 Way Water System.
- ⑤ Optional Self-Supporting Tension Awning with Storage Bag. Available All Models.
- ⑥ The Stormcuff is a combination of 10.10 oz. Cotton Duck Canvas and 34.00 oz. Supported Vinyl Providing for Our Extended Life Cycle of the Sectionalized Tent.



①



②



③



④

Stormcuff ⑥



*An Innovative Approach to Longer Tent Life
& Maintenance Free Durability*



⑤

Flagstaff[™]
by Cobra[®]

COBRA INDUSTRIES, INC.
2766 E. College Avenue • P.O. Box 124
Goshen, Indiana 46527 • (219) 534-1418

DEALER STAMP

ROBERTS SALES
741 SOUTH FEDERAL BLVD.
DENVER, COLORADO 80219
922-6221

All illustrations and specifications contained in this literature are based on the latest product information at time of publication. Cobra Industries reserves the right to make changes in prices, colors, materials, equipment and specifications at any time without notice and assumes no responsibility for any error in this literature. All units are shipped F.O.B. Goshen, Indiana. CONSULT YOUR LOCAL DEALER FOR WARRANTY INFORMATION.