

WELCOME TO FOREST RIVER'S

# FLAGSTAFF

MAC/LTD & CLASSIC TENT CAMPERS





**HEATED MATTRESS PADS**  
(STD. OPT.)



**PLYWOOD BUNK ENDS**  
(STD.)



**3-SPEED FAN**  
(STD. OPT.)



**SPARE TIRE**  
(STD. WITH TRAVEL PACKAGE)



**WATER PUMP**  
(STD.)



**METAL DRAWER GUIDES**




**EXTERIOR ELECTRIC PLUG**



**UNDER FLOOR 20 GALLON WATER TANK**  
(STD. EXCEPT LTD.)



**ONE-PIECE DOOR**  
(STD. EXCEPT LTD.)



# MAC / LTD SERIES



Flagstaff tent campers brings the comforts of home on the road. From features like the heated mattresses, metal drawer guides and fantastic fan, you can be sure quality built Flagstaff campers will be very enjoyable for years to come.

## CLASSIC SERIES



The Classic series has much to offer the avid camper. Larger refrigerator, heated inner spring mattresses, torsion axle suspension, smooth fiberglass sidewalls and standard hot water with hot water package and outside shower are some of the features that make the Flagstaff Classic luxurious.



**OUTSIDE SHOWER**  
(STD. ON CLASSICS)



**HANGING SHIRT BAR**  
(STD. ON CLASSICS)



**PORT-A-POTTY**  
(STD. IN SELECTED FLOORPLANS)



**BUNK LIGHT & FAN**  
(STD. ON CLASSICS)



**SLIDING STORAGE TRUNK**



**CRANK DOWN STABILIZER  
JACK WITH SAND PAD**





**POWER LIFT WITH MANUAL OVERRIDE**  
(STD. ON HIGHWALL, OPT. ON  
MACS AND CLASSICS)



**SHOWER**  
(SOME MODELS)



**STEREO**



# HIGHWALL SERIES



No more waiting in line for the showers. Take a morning shower in privacy without leaving your camper while breakfast is started. Our high wall models include a three burner range, microwave, stereo, and larger kitchen sink shower which brings travel trailers amenities to tent camping.

# FLAGSTAFF CONSTRUCT



- 1) 3 Stage Double Arm Lifter Posts
- 2) Fiberglass Vacuum Bonded Radius Roof w/ No Center Seam
- 3) 5-Piece Tenting with Breathable Bed Ends
- 4) E-Z Crank Down Stabilizer Jacks w/ Sand Pads
- 5) Full Perimeter Aluminum Bed Frames
- 6) Plywood Bunk Ends
- 7) 7-Way Pigtail Wiring
- 8) Under Floor 20 Gallon Fresh Water Tank (Ltd's 10 Gallon above floor)
- 9) Powder Coated Tubular Steel Frame
- 10) Powder Coated Rafter Poles and Bed Bows
- 11) Air Conditioner Reinforcing Laminated into Roof
- 12) 13" Radial Tires on 12' Models (12" Radial Tires on 8' & 10' Models)
- 13) Easy lube axles
- 14) Breatheble canvas bed end material





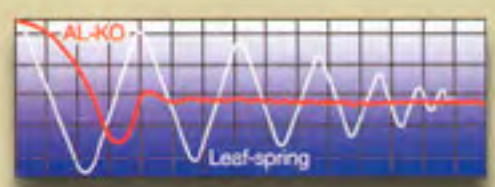
The UltrULube™ Hubs allow you to repack bearings quickly and easily without disassembly.

### ALKO® AXLES AND EASY LUBE HUBS

AL-KO Axles offer many advantages over conventional axles:

- Fully independent wheel suspension.
- No metal to metal contact and no springs, shackles, hangers, or U-bolts to break or wear out.
- Lower trailer center of gravity for improved stability.

Note: Torsion Axles on Classic's only. Easy-Lube Hubs on all units except LTD's.



# POPULAR TENT FEATURES



**SCREEN ROOM  
(OPT.)**



**HANGING WARDROBE  
(OPT.)**



**HANGING PANTRY  
(OPT.)**



**OUTSIDE GRILL  
WITH WORK TABLE  
(EXCEPT LTDS.)**



**BIKE RACK  
(OPT.)**

# HIGHWALL SERIES

CHARTER & OPTIONS

## STANDARD FEATURES

- Double pan sink / with high rise faucet
- 14" tires with aluminum rims
- 3500 LBS torsion axels by AL-KO
- Easy-lube axles
- New exterior graphics
- Cream interior with wood look™ linoleum
- AM/FM stereo with CD player
- TV outlet with cable and satellite hook up
- Three burner stove with oven
- Microwave
- Hot water package (incl. water filter, outside shower, DSI 6 gallon hot water heater, demand water pump)
- Outside shower
- Electric water pump
- Water purifier
- 2- 20 lb. gas bottles
- Diamond plated metal end caps
- Stainless steel appliances and sink
- 6 gallon gray water holding tank
- Laminated floor
- Bunk light with fan
- One-piece screen door
- Electric brakes
- Battery box and wiring kit
- 12v safety switch
- Power lift system
- Outside grill with work table

## OPTIONS

- 13,500 BTU air conditioner
- Create-a-Breeze 3 speed Fantastic fan
- Heated innerspring mattresses
- 17,000 BTU forced air furnace w/electric ignition
- Screen room
- Awning
- Convenience package (incl. lined privacy curtain, roof valances, patio light, 110 exterior outlet)
- Travel package (incl. spare tire, tire bracket, tire cover, step)

## HW25CK



## HW25S/C



## HW25ST



| MODEL                              | HW256G | HW258G | HW25CK |
|------------------------------------|--------|--------|--------|
| <b>GVWR</b>                        |        |        |        |
| (Gross Vehicle Weight Rating)      | 3,947  | 3,917  | 3844   |
| Base/Dry Unit Weight               | 2,803  | 2,853  | 2808   |
| Base/Dry Hitch Weight              | 447    | 417    | 393    |
| Base/Dry Axle Weight               | 2,356  | 2,436  | 2665   |
| Cargo Capacity                     | 940    | 860    | 832    |
| Box Size                           | 12'    | 12'    | 12'    |
| Trailer size (Closed - with hitch) | 18'6"  | 18'6"  | 18'6"  |
| Height (Closed)                    | 68"    | 68"    | 68"    |
| Trailer length (Open)              | 22'6"  | 22'6"  | 22'6"  |
| Interior height                    | 88"    | 88"    | 88"    |
| Travel width                       | 85"    | 85"    | 85"    |

Model number of any particular unit does not necessarily reflect the overall length of the unit itself. Dry weight are estimates.

# CLASSIC SERIES

## STANDARDS & OPTIONS

### CLASSIC STANDARD FEATURES

- Residential Style Kitchen Faucet w/ Electric Water Pump
- Larger Deeper Sinks
- Soft Quilted Top Innerspring Mattresses
- Outdoor Gas Grill w/ Worktable
- Sliding Storage Tray on all Front Trunk Models (Except 524SS and 620ST)
- Water-Pur Filtration System
- E-Z Crank-down Stabilizer Jacks w/ Sand Pads
- Electric Brakes (12' models)
- Residential Style Raised Panel Doors
- 3 Double Ceiling Lights w/ Jacks for Accessories
- Bunk Light w/ Fan
- Large Lift Up Galley w/ Backsplash (most models)
- Permanently Mounted 3-Burner Indoor Range w/ Stove Cover
- Free Standing Table – High Pressure Laminate
- Comfortable Family Style Dinette w/ 4" Reversible Cushions
- Large Clothes Bar
- LP Leak Detector
- Drawer guides
- Port-a-Potty in 425D and 620 Models
- Hot Water Pkg. – Incl. Water Filter, Outside Shower, 6 Gallon Hot Water Heater, Demand Water Pump

### CLASSIC CONSTRUCTION FEATURES

- Smooth Fiberglass Vacuum Bonded Exterior
- 3-Stage Double Arm Lifter Posts
- Fiberglass Vacuum Bonded Radius Roof w/ No Center Seam
- 1 Piece Screen Door
- 5 Piece Sectionalized Tenting with Breathable Bed Windows
- Under Floor 20 Gallon Fresh Water Tank
- Powder Coated Tubular Steel Frame
- One Piece Undercoated Stucturewood Floor
- 13" Radial Tires (12" on 10' and 8' models)
- 7-Way Pigtail Plug
- Tent Permanently Attached on Bunk Ends and Slide Out
- Full Perimeter Aluminum Bed Frames
- Tinted Vinyl Windows
- Powder Coated Rafter Poles and Bed Bows
- Air Conditioner Reinforcing Laminated into Roof

### CLASSIC POPULAR EXTRAS

- Thermostatically Controlled Heated Mattresses
- 17,000 BTU Forced Air Furnace w/ Electric Ignition
- Extra-Large 2.5 Cubic Ft. Refrigerator
- A&E Free Standing Awning
- A&E Screen Room
- Convenience Pkg. (Incl. Lined Privacy Curtains, Roof Valances, Patio Light, 110 Exterior Outlet)
- Travel Pkg. (Incl. Spare Tire, Tire Bracket, Tire Cover, Step)
- Overhead Kitchen Pantry
- Hanging Wardrobe
- Power Lift System
- Bike Rack
- Air Conditioning Wiring Kit
- Electric Brakes (10' models)
- 13" Radial Tires (10' models)
- Dual 20 lb. LP Bottles

### FLAGSTAFF CLASSIC SERIES

| MODEL                              | 620ST | 720   | 523    | 822    | 625D   | 425D   | 823D   | 825D   | 524SS  | 823    | 923    |
|------------------------------------|-------|-------|--------|--------|--------|--------|--------|--------|--------|--------|--------|
| GVWR (Gross Vehicle Weight Rating) | 2343  | 2355  | 3036   | 3011   | 3072   | 3071   | 3006   | 3070   | 3127   | 3006   | 3281   |
| Base/Dry Unit Weight               | 1814  | 1730  | 2297   | 2283   | 2539   | 2605   | 2317   | 2447   | 2605   | 2225   | 2477   |
| Base/Dry Hitch Weight              | 243   | 255   | 316    | 291    | 352    | 351    | 281    | 350    | 407    | 286    | 281    |
| Base/Dry Axle Weight               | 1571  | 1475  | 1981   | 1992   | 2187   | 2254   | 2038   | 2097   | 2198   | 1939   | 2196   |
| Cargo Capacity                     | 341   | 437   | 551    | 540    | 345    | 278    | 496    | 435    | 334    | 522    | 568    |
| Box Size                           | 10    | 10    | 12     | 12     | 12     | 12     | 12     | 12     | 12     | 12     | 12     |
| Trailer size (Closed - with hitch) | 15'5" | 14    | 17'11" | 17'11" | 17'11" | 17'11" | 17'11" | 17'11" | 17'11" | 17'11" | 17'11" |
| Height (Closed)                    | 57"   | 57"   | 61"    | 61"    | 61"    | 61"    | 61"    | 61"    | 61"    | 61"    | 61"    |
| Trailer length (Open)              | 20'2" | 20'2" | 23'6"  | 23'6"  | 23'6"  | 23'6"  | 23'6"  | 23'6"  | 23'6"  | 23'6"  | N/A    |
| Interior height                    | 6'6"  | 6'6"  | 6'6"   | 6'6"   | 6'6"   | 6'6"   | 6'6"   | 6'6"   | 6'6"   | 6'6"   | 6'6"   |
| Travel width                       | 85"   | 85"   | 85"    | 85"    | 85"    | 85"    | 85"    | 85"    | 85"    | 85"    | 85"    |
| Tire Size - 13"R std.              | 12"   | 12"   | STD.   | STD.   | STD.   | STD.   | STD.   | STD.   | STD.   | STD.   | STD.   |
| Power converter with charger: amps | 25    | 25    | 25     | 25     | 25     | 25     | 25     | 25     | 25     | 25     | 25     |

Model number or any particular unit does not necessarily reflect the overall length of the unit itself. Dry weight are estimates.

# CLASSIC SERIES

## FLOORPLANS

620ST



720



823



523



524SS



822



923



823D



625D



425D



825D



# MAC/LTD SERIES

## STANDARDS & OPTIONS

### MAC/LTD STANDARD FEATURES

- Residential Kitchen Faucet w/ Electric Water Pump
- Soft Quilted-Top Bed Mattresses (4" High Density Foam)
- Outside Gas Grill (Optional on LTD's)
- Water-Pur Filtration System w/ all Shower Models
- Permanently Mounted 3 Burner Indoor Range w/ Range Cover (except Ltd's)
- Converter w/ Built in Battery Charger
- Electric Brakes (12' models)
- Tinted Vinyl Windows
- Fold Over Galley with Upper and Lower Storage
- Exterior Work Table (except Ltd's)
- LP Leak Detector
- Automatic Safety Switch to Turn Off 12 Volt Current when Roof is Closed
- Large Built-In Icebox
- One Piece Screen Door (except Ltd's)
- Residential Drawer guides
- Port-a-Potty 206st and 229 models

### MAC/LTD CONSTRUCTION FEATURES

- 3 Stage Double Arm Lifter Posts
- Fiberglass Vacuum Bonded Radius Roof w/ No Center Seam
- 5-Piece Tenting with Breathable Bed Ends
- E-Z Crank Down Stabilizer Jacks w/ Sand Pads
- Full Perimeter Aluminum Bed Frames
- Plywood Bunk Ends
- 7-Way Pigtail Wiring
- Under Floor 20 Gallon Fresh Water Tank (Ltd's 10 Gallon above floor)
- Powder Coated Tubular Steel Frame
- One Piece Undercoated Structurewood Floor
- Electric Brakes (12' Models)
- Powder Coated Rafter Poles and Bed Bows
- Air Conditioner Reinforcing Laminated into Roof
- 13" Radial Tires on 12' Models (12" Radial Tires on 8' & 10' Models)
- Leaf-spring Axle
- Main Door Operational in Closed Position
- 2,000 lb. Tongue Jack w/ Swivel Wheel
- Easy lube axles
- Seamless, High Density Polyethylene Wheel Wells
- Battery box and wiring kit

### MAC POPULAR EXTRAS

- Create-A-Breeze 3 Speed Fantastic Fan
- Thermostatically Controlled Heated Bed Mattresses
- 17,000 BTU Forced Air Furnace w/ Electric Ignition
- Large 1.9 Cubic Ft. Refrigerator
- A&E Free Standing Awning
- Screen Room
- Convenience Pkg. (Incl. Lined Privacy Curtains, Roof Valances, Patio Light, 110 Exterior Outlet)
- Travel Pkg. (Incl. Spare Tire, Tire Bracket, Tire Cover, Step)

- Shower/Cassette Option (model 228 & 228D incl. Water Filtration System, 6 Gallon Hot Water Heater, Demand Water Pump, and Cassette Toilet)
- Overhead Kitchen Pantry
- Power Lift System
- Bike Rack
- Air Conditioner Wiring Kit
- Electric Brakes (standard on 12' models)
- Dual 20 Lb. LP Bottles

- Rear Crank Down Stabilizer Jacks w/ Sand Pads
- Outside Recep. (206 LTD only)
- Patio Light (206 LTD only)
- Step

### LTD POPULAR EXTRAS

- Thermostatically Controlled Heated Bed Mattresses
- Large 1.9 Cubic Ft. Refrigerator
- 17,000 BTU Forced Air Furnace w/ Electronic Ignition
- Screen Room
- Electric Brakes
- Outside Gas Grill

### LTD STANDARD FEATURES

- Spare Tire
- Awning
- Roof Vent
- Privacy Curtains

## FLAGSTAFF MAC/LTD SERIES

| MODEL                              | 176ST | 176ED | 206ST  | 205   | 208   | 226D   | 227    | 228    | 229   | 228D   | 176Ltd | 206Ltd |
|------------------------------------|-------|-------|--------|-------|-------|--------|--------|--------|-------|--------|--------|--------|
| GVWR (Gross Vehicle Weight Rating) | 2287  | 2259  | 2341   | 2355  | 2319  | 3046   | 2989   | 2975   | 3111  | 3015   | 2278   | 2339   |
| Base/Dry Unit Weight               | 1574  | 1336  | 1719   | 1635  | 1569  | 1620   | 1809   | 1845   | 2019  | 2079   | 1353   | 1486   |
| Base/Dry Hitch Weight              | 187   | 159   | 241    | 255   | 219   | 326    | 269    | 255    | 391   | 295    | 178    | 239    |
| Base/Dry Axle Weight               | 1387  | 1177  | 1478   | 1380  | 1350  | 1294   | 1540   | 1590   | 1628  | 1784   | 1175   | 1247   |
| Cargo Capacity                     | 525   | 735   | 434    | 532   | 562   | 1238   | 992    | 942    | 904   | 748    | 810    | 738    |
| Box Size                           | 8'    | 8'    | 10'    | 10'   | 10'   | 12'    | 12'    | 12'    | 12'   | 12'    | 8'     | 10'    |
| Trailer size (Closed - with hitch) | 14'   | 12'   | 15'11" | 14'   | 14'   | 15'11" | 15'11" | 15'11" | 16'6" | 15'11" | 12'    | 14'    |
| Height (Closed)                    | 57"   | 57"   | 57"    | 57"   | 57"   | 57"    | 57"    | 57"    | 57"   | 57"    | 57"    | 57"    |
| Trailer length (Open)              | 17'   | 17'   | 20'2"  | 20'2" | 20'2" | 22'6"  | 22'6"  | 22'6"  | 22'6" | 22'6"  | 17'    | 20'2"  |
| Interior height                    | 6'6"  | 6'6"  | 6'6"   | 6'6"  | 6'6"  | 6'6"   | 6'6"   | 6'6"   | 6'6"  | 6'6"   | 6'6"   | 6'6"   |
| Travel width                       | 85"   | 85"   | 85"    | 85"   | 85"   | 85"    | 85"    | 85"    | 85"   | 85"    | 85"    | 85"    |
| Tire Size - 13"R std.              | 12"   | 12"   | 12"    | 12"   | 12"   | std    | std    | std    | std   | std    | 12"    | 12"    |
| Power converter with charger: amps | 25    | 25    | 25     | 25    | 25    | 25     | 25     | 25     | 25    | 25     | 12     | 12     |

Model number of any particular unit does not necessarily reflect the overall height of the unit itself. Dry weight are estimates.

# MAC/LTD SERIES

FLOOR PLANS

1765T



176ED



206ST



205



208



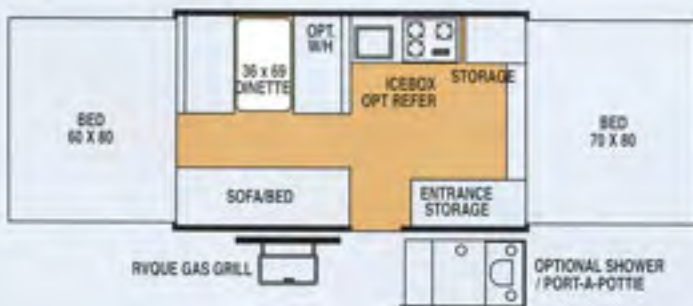
226D



227



228



229



228D



176 LTD



206 LTD





## PEACE OF MIND.

Forest River has yet another exclusive feature to offer. One year of free roadside assistance will be given to every 2006 Flagstaff customer. This is just one more way to say "Thank you" and to ensure an enjoyable traveling experience.



### YOUR FLAGSTAFF DEALER

**ROBERTS SALES**  
741 S. Federal Blvd.  
Denver, Colo. 80219  
303-922-6221  
[www.robertssales.com](http://www.robertssales.com)



For details on Flagstaff's complete warranty program, see your Flagstaff dealer. When it comes to backing products with the same quality and commitment it does when it begins the manufacturing process, the only name you have to remember when you're looking for a recreational vehicle is Flagstaff.

Flagstaff offers the following additional limited warranties to the original purchasers. Consult written warranty for details:

1. Five-year roof warranty;
2. Twenty-five-year floor warranty;
3. Five-year frame warranty;
4. Five-year tent warranty;
5. Five-year warranty on torsion axle suspension;
6. Limited life-time warranty of lifter system;
7. One-year bumper to bumper.

Ask your dealer about the available lifetime structural warranty.

All specifications contained herein are based on the latest product information at time of printing. Forest River reserves the right to make changes in colors, materials, equipment and specifications at any time without notice and assumes no responsibility for any errors in this brochure.



Forest River, Inc. 55470 C.R. 1 Elkhart, IN 46515

574.389.4600 [www.forestriverinc.com](http://www.forestriverinc.com) [www.forestriveraccessories.com](http://www.forestriveraccessories.com)