

Flagstaff™ by Cobra®



M.A.C. Classic Model 620 Featured



**M.A.C. Wide Bodies
Most Affordable Campers**



Durability with Comfort & Convenience



M.A.C. Model 206 Featured

Features For All Flagstaff Wide Body Campers

- Wide Track Axle
- Open Wheel Well Frame
- 1-Piece Floor With Automotive Undercoating
- Armstrong Floor Covering
- 5-Piece Sectionalized Tent Constructed of 10.10 oz. Canvas and 34 oz. Supported Vinyl
- 2-Way Sidewall Windows, Fine Screen Mesh and Double Zippered Smoked Vinyl
- 2-Way Bunk Windows, Fine Screen Mesh and Double Zippered Canvas Flaps
- Fully Insulated High Arched Pressure Bonded Roof
- Self Storing Upper Entry Door
- Interior Access Thru Lower Door with Roof Closed
- Pressure Bonded Aluminum and Plywood Body
- Stain Resistant Fabrics
- Decorator Side Drapes with Foam Backing

M.A.C. Classic Wide Body Floor Plans



617
Shown with Galley Option



820



620



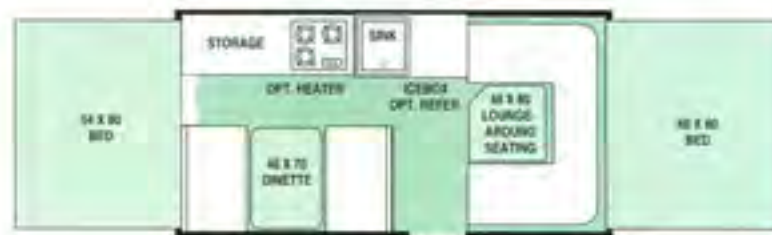
822



620 ST



623



823

M.A.C. Classic Wide Bodies

Specifications	617	620	620ST	820	822	623	823
Travel Length	12'	14'	16' 6"	14'	15' 11"	15' 11"	15' 11"
Travel Width	85"	85"	85"	85"	85"	85"	85"
Travel Height	48"	50"	50"	50"	50"	50"	50"
Int. Open Length	17'	20' 2"	20' 2"	20' 2"	21' 11"	22' 7"	22' 7"
Int. Open Height	6' 6"	6' 6"	6' 6"	6' 6"	6' 6"	6' 6"	6' 6"
Sleeping Capacity	6	6	6	8	8	6	8
Front Sleep Area	48x80	60x80	60x80	60x80	60x80	66x80	66x80
Rear Sleep Area	48x80	48x80	48x80	48x80	60x80	54x80	54x80
Dinette	50x73	40x74	40x74	36x73	40x72	40x70	40x70
Gaicho Bunk	N/A	N/A	N/A	38x80	33x72	N/A	N/A
"U" Dinette	N/A	N/A	N/A	N/A	N/A	N/A	48x80
Tire Size "C" Range	5.70x 8	5.30x 12	5.30x 12	5.30x 12	5.30x12	5.30x 12	5.30x12
Hitch Weight	90	165	150	175	195	210	220
Axle Weight	885	1210	1450	1250	1460	1560	1640
Cargo Capacity	920	860	645	810	700	515	425
Coupler Size	2"	2"	2"	2"	2"	2"	2"

Standards and Options

Cable Crank Lift	STD	STD	STD	STD	STD	STD	STD
Side Curtains	STD	STD	STD	STD	STD	STD	STD
Dinette Cushions	4"	4"	4"	4"	4"	4"	4"
Bunk Mattresses	4"	4"	4"	4"	4"	4"	4"
Galley Option	OPT	STD	STD	STD	STD	STD	STD
Large Swing Up Galley	OPT	STD	STD	STD	STD	N/A	N/A
Fixed Galley	N/A	N/A	N/A	N/A	N/A	STD	STD
Range, Burners	3 OPT	3	3	3	3	3	3
In-Out Cooking	OPT	STD	STD	STD	STD	STD	STD
20# L.P. Bottle	OPT	STD	STD	STD	STD	STD	STD
Stainless Steel Sink	OPT	STD	STD	STD	STD	STD	STD
City Water Hook-Up	OPT	STD	STD	STD	STD	STD	STD
Hand Water Pump	OPT	STD	STD	STD	STD	STD	STD
10 Gal. Water Tank	OPT	STD	STD	STD	STD	STD	STD
Built-In Icebox	OPT	STD	STD	STD	STD	STD	STD
Free Standing Table	OPT	STD	STD	STD	STD	STD	STD
25' Power Cord	OPT	STD	STD	STD	STD	STD	STD
12 amp Power Converter	OPT	STD	STD	STD	STD	STD	STD
120V Outlets	3 OPT	4	4	4	4	5	4
Ceiling Lights	6 OPT	6	6	6	6	6	6
Exterior Storage Compartment	N/A	STD	STD	STD	STD	STD	STD
23 cu. ft. Front Storage	N/A	N/A	STD	N/A	N/A	N/A	N/A
14x14 Roof Vent	STD	STD	STD	STD	STD	STD	STD
Convenience Pack	OPT	OPT	OPT	OPT	OPT	OPT	OPT
Bedend Privacy Curtains	OPT	OPT	OPT	OPT	OPT	OPT	OPT
Bunk Light	OPT	STD	STD	STD	STD	STD	STD
Patio Light	OPT	OPT	OPT	OPT	OPT	OPT	OPT
Exterior 120V Outlet	OPT	OPT	OPT	OPT	OPT	OPT	OPT
Bolt-on Step	OPT	OPT	OPT	OPT	OPT	OPT	OPT
Travel Pack	OPT	OPT	OPT	OPT	OPT	OPT	OPT
12" Tires	OPT	STD	STD	STD	STD	STD	STD
Free Standing Awning	OPT	OPT	OPT	OPT	OPT	OPT	OPT
Screenroom	OPT	OPT	OPT	OPT	OPT	OPT	OPT
3-Way Refrigerator	OPT	OPT	OPT	OPT	OPT	OPT	OPT
17,000 BTU Furnace	OPT	OPT	OPT	OPT	OPT	OPT	OPT
Shower	N/A	N/A	N/A	N/A	OPT	OPT	N/A
Electric Brakes	OPT	OPT	OPT	OPT	STD	STD	STD
Torsion Suspension	STD	STD	STD	STD	STD	STD	STD
78" Super Wide Axle	STD	STD	STD	STD	STD	STD	STD
Styled Wheels With Cap	OPT	STD	STD	STD	STD	STD	STD
Steel Bumper	STD	STD	STD	STD	STD	STD	STD
Stabilizer Jacks	2	4	4	4	4	4	4

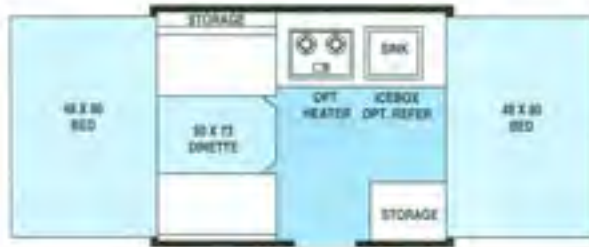
Galley Option Includes: Galley with base, SS sink, hand pump, 10 gal. water tank, sink drain, city water hook-up, 12 amp power converter, power cord, 3 interior 110V outlets, 2 ceiling lights, range with cover, icebox, in/out cooking, 20# gas bottle with regulator, and wiring for air.

Convenience Pack Includes: Bedend Privacy Curtains, Side Drape Valances, Braced and Wired for Roof Air, Sink Cover, 110V Outside Recep., Patio Light and Bolt-On Step.

Shower Pack Includes: Step tub, 6 gal. hot water heater, 12V demand pump, deluxe faucets, shower curtain and 20 amp converter.

Travel Pack Includes: Spare tire, tire bracket, tire cover.

M.A.C. Wide Body Floor Plans



176 ED
Shown with Galley Option



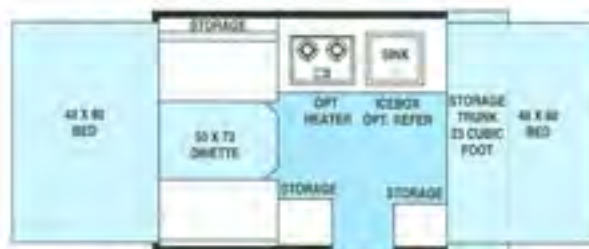
206 ST



176 SD
Shown with Galley Option



228

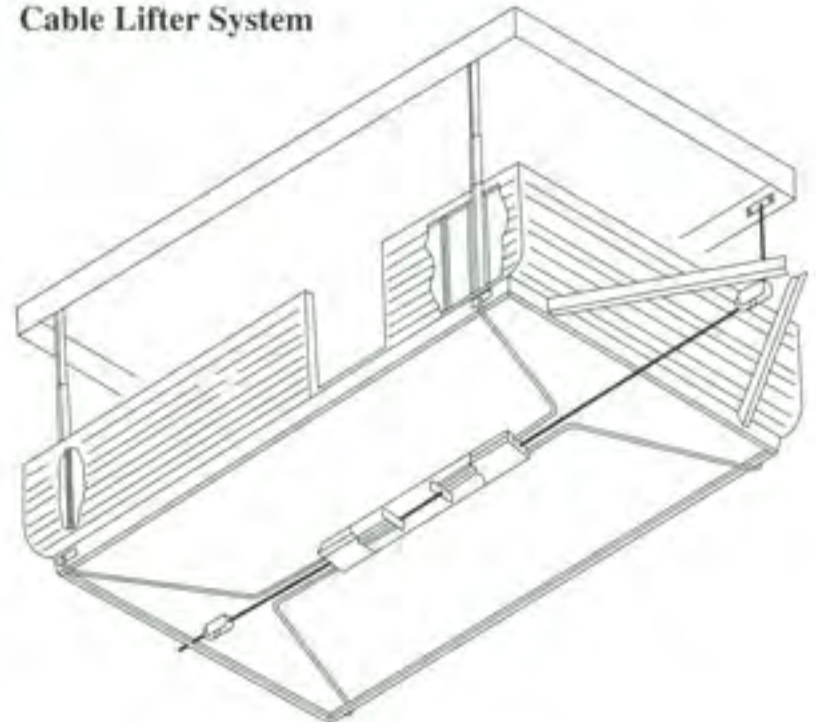


176 ST



206

Cable Lifter System



Flagstaff's Cable Lifter System is the Easiest Operating of All Cable Drives. A Single Cable and Pulley, Fully Enclosed Flexible Steel Push Rods and Master Tube with Zerk Grease Fittings Allow Smooth Operation and Minimal Maintenance.

General Limited Warranty Information

Limited warranty available to original Flagstaff purchaser.

Lift System - Lifetime*

Frame - 5 yrs*

Roof - 5 yrs*

Tent - 5 yrs*

Appliances, axles, tires and floor are covered under separate manufacturer's warranty

* See specific written limited warranty statement

M.A.C. Wide Bodies

Specifications	176ED	176SD	176ST	206	206ST	228
Travel Length	12'	12'	14' 6"	14'	16' 6"	15' 11"
Travel Width	85"	85"	85"	85"	85"	85"
Travel Height	50"	50"	52"	52"	52"	52"
Int. Open Length	17'	17'	17'	20' 2"	20' 2"	21' 11"
Int. Open Height	6' 6"	6' 6"	6' 6"	6' 6"	6' 6"	6' 6"
Sleeping Capacity	6	6	6	6	6	8
Front Sleeping Area	48x80	48x80	48x80	60x80	60x80	60x80
Rear Sleeping Area	48x80	48x80	48x80	48x80	48x80	60x80
Dinette	50x73	40x72	50x73	40x74	40x74	40x72
Gaucha Bunk	N/A	N/A	N/A	N/A	N/A	33x72
Tire Size "C" Range	5.70x 8	5.70x 8	5.30x12	5.30x 12	5.30x 12	5.30x 12
Hitch Weight	90	100	125	165	150	195
Axle Weight	885	880	1195	1135	1450	1460
Cargo Capacity	920	915	770	935	635	580
Coupler Size	2"	2"	2"	2"	2"	2"

Standards and Options

Cable Crank Lift	STD	STD	STD	STD	STD	STD
Side Curtains	STD	STD	STD	STD	STD	STD
Dinette Cushions	4"	4"	4"	4"	4"	4"
Bunk Mattresses	4"	4"	4"	4"	4"	4"
Galley Option	OPT	OPT	STD	STD	STD	STD
Swing-Up Galley	OPT	OPT	STD	STD	STD	STD
Range, Burners	2 OPT	2 OPT	2	3	3	3
In-Out Cooking	OPT	OPT	STD	STD	STD	STD
20# L.P. Bottle	OPT	OPT	STD	STD	STD	STD
Stainless Steel Sink	OPT	OPT	STD	STD	STD	STD
City Water Hook-Up	OPT	OPT	STD	STD	STD	STD
Hand Water Pump	OPT	OPT	STD	STD	STD	STD
10 Gal. Water Tank	OPT	OPT	STD	STD	STD	STD
Built-In Icebox	OPT	OPT	STD	STD	STD	STD
Free Standing Table	STD	STD	STD	STD	STD	STD
25' Power Cord	OPT	OPT	STD	STD	STD	STD
6 amp Power Converter	OPT	OPT	STD	STD	STD	STD
120V Outlets	3 OPT	4 OPT	4	4	4	4
Ceiling Lights	2 OPT	2 OPT	2	2	2	2
Exterior Storage Compartment	N/A	N/A	STD	N/A	STD	N/A
23 cu. ft. Front Storage	N/A	N/A	STD	N/A	STD	N/A
14x14 Roof Vent	STD	STD	STD	STD	STD	STD
Convenience Pack	OPT	OPT	OPT	OPT	OPT	OPT
Bedend Privacy Curtains	OPT	OPT	OPT	OPT	OPT	OPT
Patio Light	OPT	OPT	OPT	OPT	OPT	OPT
Exterior 120V Outlet	OPT	OPT	OPT	OPT	OPT	OPT
Bolt-On Step	OPT	OPT	OPT	OPT	OPT	OPT
Travel Pack	OPT	OPT	OPT	OPT	OPT	OPT
12" Tires	OPT	OPT	STD	STD	STD	STD
Free Standing Awning	OPT	OPT	OPT	OPT	OPT	OPT
Screenroom	OPT	OPT	OPT	OPT	OPT	OPT
3-Way Refrigerator	OPT	N/A	OPT	OPT	OPT	OPT
17,000 BTU Furnace	OPT	OPT	OPT	OPT	OPT	OPT
Shower	N/A	N/A	N/A	N/A	N/A	OPT
Electric Brakes	OPT	OPT	OPT	OPT	OPT	STD
Leaf Spring Suspension	STD	STD	STD	STD	STD	STD
76" Super Wide Axle	STD	STD	STD	STD	STD	STD
Styled Wheels W/Cap	OPT	OPT	STD	STD	STD	STD
Steel Bumper	STD	STD	STD	STD	STD	STD
Stabilizer Jacks	2	2	2	2	4	4

Galley Option Includes: Galley with base, SS sink, hand pump, 10 gal. water tank, sink drain, city water hook-up, 6 amp power converter, power cord, 3 interior 110V outlets, 2 ceiling lights, range with cover, icebox, in/out cooking, 20# gas bottle with regulator, and wiring for air.


Convenience Pack Includes: Privacy bedend curtains, roof valances, braced for roof air, free standing table, patio light, 110V exterior outlet, bolt-on step.

Shower Pack Includes: Step tub, 6 gal. hot water heater, 12V demand pump, deluxe faucets, shower curtain and 20 amp converter.

Travel Pack Includes: Spare tire, tire bracket, tire cover.

Flagstaff Wide Body Features

- ① 4" Mattresses and Cushions, Plywood Bunk Bottom and Anodized Aluminum Bunk Perimeter Frame for durable comfort.
- ② High Arched Bunk Bow, Adjustable Tension Rafter and Tent secured at bunkend for your convenience.
- ③ 12" Tires, Metal Trimmed Open Wheel Wells and Wide Track Axle System for towing ease. 12" Tires Optional on 176's & 617.
- ④ 10 Gallon Built-in Water Tank and 2 Way Water System.
- ⑤ Optional Self-Supporting Tension Awning with Storage Bag. Available All Models.
- ⑥ The Stormcuff is a combination of 10.10 oz. Cotton Duck Canvas and 34.00 oz. Supported Vinyl Providing for Our Extended Life Cycle of the Sectionalized Tent.



①



②



③



④

Stormcuff ⑥



Stormcuff shown in dark grey areas.


An Innovative Approach to Longer Tent Life & Maintenance Free Durability



⑤

Flagstaff[™]
by Cobra[®]

COBRA INDUSTRIES, INC.
2766 E. College Avenue • P.O. Box 124
Goshen, Indiana 46527 • (219) 534-1418



All illustrations and specifications contained in this literature are based on the latest product information at time of publication. Cobra Industries reserves the right to make changes in prices, colors, materials, equipment and specifications at any time without notice and assumes no responsibility for any error in this literature. All units are shipped F.O.B. Goshen, Indiana. CONSULT YOUR LOCAL DEALER FOR WARRANTY INFORMATION.